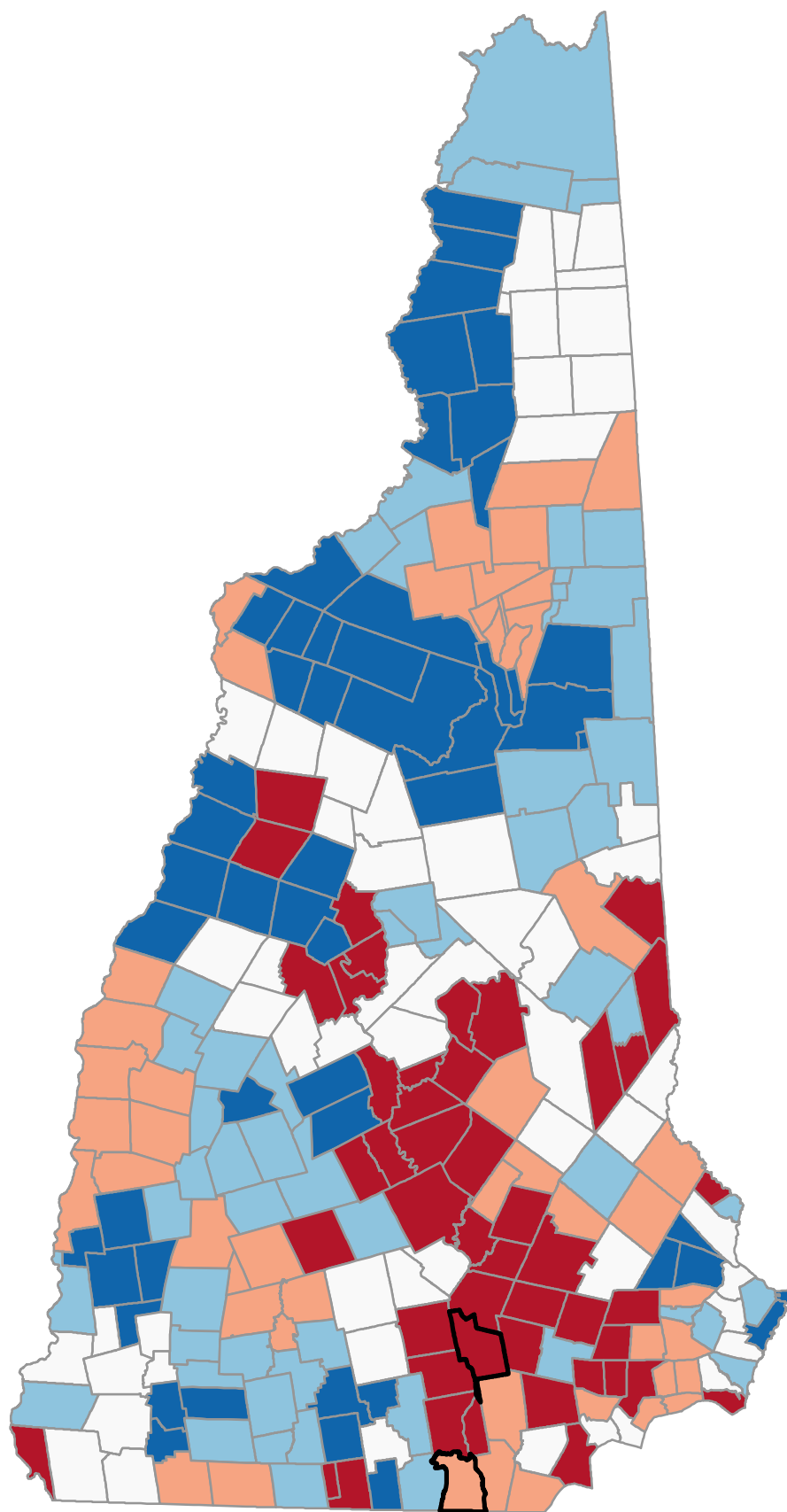
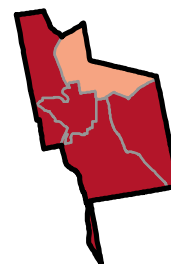


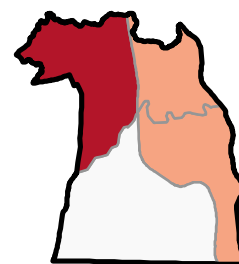
## Durable Medical Equipment Claims per Year by Medicare Beneficiaries Age 65+ Years



Neighborhood values  
in NH cities



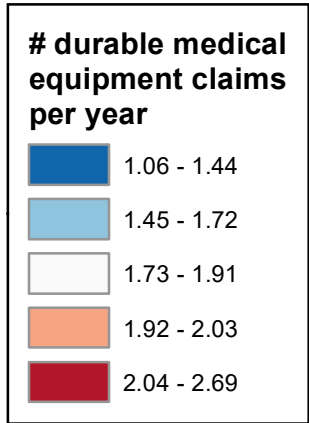
Manchester



Nashua

**State Average: 1.90**

Source: CMS, 2020-2021



## Durable Medical Equipment Claims per Year by Medicare Beneficiaries Age 65+ Years

Acworth	1.34	Dalton	1.52	Haverhill	1.83	Nelson	1.53	South Hampton	2.01	<b>Manchester</b>	
Albany	1.58	Danbury	1.85	Hebron	1.20	New Boston	1.74	Springfield	1.50	Central Manchester	2.31
Alexandria	2.32	Danville	2.24	Henniker	2.05	New Castle	1.32	Stark	1.38	Manchester: West	2.26
Allenstown	2.16	Deerfield	2.05	Hill	1.85	New Durham	2.06	Stewartstown	1.32	Manchester: South	2.38
Alstead	1.34	Deering	1.93	Hillsborough	1.93	New Hampton	1.91	Stoddard	1.53	Manchester: North	1.96
Alton	1.82	Derry	2.19	Hinsdale	2.18	New Ipswich	1.45	Stratford	1.68	Manchester: East	2.18
Amherst	1.54	Dorchester	1.20	Holderness	1.66	New London	1.24	Stratford	1.32		
Andover	1.41	Dover	1.81	Hollis	1.45	Newbury	1.72	Stratham	1.66	<b>Nashua</b>	
Antrim	1.94	Dublin	1.19	Hooksett	2.05	Newfields	1.66	Sugar Hill	1.11	Nashua: Zip 03060	1.99
Ashland	1.66	Dummer	1.92	Hopkinton	1.50	Newington	1.77	Sullivan	1.80	Nashua: Zip 03062	1.83
Atkinson	1.85	Dunbarton	1.83	Hudson	2.01	Newmarket	2.03	Sunapee	1.70	Nashua: Zip 03063	2.16
Auburn	2.04	Durham	1.44	Jackson	1.29	Newport	1.92	Surry	1.80	Nashua: Zip 03064	1.94
Barnstead	1.86	East Kingston	2.01	Jaffrey	1.66	Newton	1.93	Sutton	1.72		
Barrington	1.99	Easton	1.11	Jefferson	2.03	North Hampton	1.86	Swanzey	1.86		
Bartlett	1.29	Eaton	1.73	Keene	1.80	Northfield	2.37	Tamworth	1.63		
Bath	1.94	Effingham	2.14	Kensington	2.01	Northumberland	1.38	Temple	1.55		
Bedford	2.09	Ellsworth	1.78	Kingston	2.09	Northwood	1.95	Thornton	1.76	<b>Unincorporated Places</b>	
Belmont	2.50	Enfield	1.72	Laconia	2.65	Nottingham	1.89	Tilton	2.37	<i>Atkinson and Gilmanton</i>	
Bennington	1.94	Epping	2.13	Lancaster	1.62	Orange	1.81	Troy	1.19	<i>Academy Grant</i>	
Benton	1.83	Epsom	2.69	Landaff	1.18	Orford	1.25	Tuftonboro	1.83	<i>Bean's Grant</i>	
Berlin	2.00	Errol	1.92	Langdon	1.34	Ossipee	1.96	Unity	1.92	<i>Bean's Purchase</i>	
Bethlehem	1.13	Exeter	2.01	Lebanon	1.93	Pelham	1.97	Wakefield	2.14	<i>Cambridge</i>	
Boscawen	2.09	Farmington	1.86	Lee	1.28	Pembroke	2.16	Walpole	1.52	<i>Chandler's Purchase</i>	
Bow	1.79	Fitzwilliam	1.93	Lempster	1.70	Peterborough	1.55	Warner	1.49	<i>Crawford's Purchase</i>	
Bradford	1.49	Francestown	1.55	Lincoln	1.35	Piermont	1.25	Warren	2.69	<i>Cutt's Grant</i>	
Brentwood	2.01	Franconia	1.11	Lisbon	1.18	Pittsburg	1.68	Washington	1.93	<i>Dix's Grant</i>	
Bridgewater	2.32	Franklin	2.37	Litchfield	2.13	Pittsfield	2.00	Waterville Valley	1.35	<i>Dixville</i>	
Bristol	2.32	Freedom	1.73	Littleton	1.41	Plainfield	1.93	Weare	1.83	<i>Erving's Location</i>	
Brookfield	1.71	Fremont	2.48	Londonderry	1.98	Plaistow	1.88	Webster	2.09	<i>Green's Grant</i>	
Brookline	1.45	Gilford	2.26	Loudon	2.53	Plymouth	2.32	Wentworth	2.69	<i>Hadley's Purchase</i>	
Campton	1.78	Gilmanton	2.03	Lyman	1.18	Portsmouth	1.63	Westmoreland	1.77	<i>Kilkenny</i>	
Canaan	1.81	Gilsum	1.34	Lyme	1.25	Randolph	2.03	Whitefield	1.52	<i>Livermore</i>	
Candia	2.29	Goffstown	2.10	Lyndeborough	1.31	Raymond	2.17	Wilmot	1.50	<i>Low and Burbank's Grant</i>	
Canterbury	2.31	Gorham	1.73	Madbury	1.28	Richmond	1.86	Wilton	1.42	<i>Martin's Location</i>	
Carroll	2.03	Goshen	1.70	Madison	1.68	Rindge	1.93	Winchester	1.86	<i>Millsfield</i>	
Center Harbor	1.70	Grafton	1.81	Manchester	2.23	Rochester	1.93	Windham	1.91	<i>Odell</i>	
Charlestown	1.92	Grantham	1.68	Marlborough	1.19	Rollinsford	1.68	Windsor	1.93	<i>Pinkham's Grant</i>	
Chatham	1.71	Greenfield	1.55	Marlow	1.34	Roxbury	1.80	Wolfeboro	1.53	<i>Sargent's Purchase</i>	
Chester	1.67	Greenland	1.77	Mason	2.34	Rumney	1.20	Woodstock	1.76	<i>Second College Grant</i>	
Chesterfield	1.46	Greenville	2.34	Meredith	1.91	Rye	1.34			<i>Success</i>	
Chichester	2.00	Groton	1.20	Merrimack	2.12	Salem	2.13			<i>Thompson and Meserves</i>	
Claremont	1.92	Hale's Location	1.29	Middleton	2.06	Salisbury	1.41			<i>Purchase</i>	
Clarksville	1.68	Hampstead	1.94	Milan	1.92	Sanbornton	1.85			<i>Wentworth's Location</i>	
Colebrook	1.32	Hampton	1.59	Milford	1.86	Sandown	2.54				
Columbia	1.32	Hampton Falls	1.79	Milton	1.90	Sandwich	1.79				
Concord	2.09	Hancock	1.60	Monroe	1.94	Seabrook	2.10				
Conway	1.71	Hanover	1.06	Mont Vernon	1.31	Sharon	1.55				
Cornish	1.92	Harrisville	1.53	Moultonborough	1.79	Shelburne	1.73				
Croydon	1.92	Hart's Location	1.29	Nashua	1.96	Somersworth	2.20				



Point32Health  
Foundation

In partnership with  
Harvard Pilgrim  
Health Care  
a Point32Health company

## Durable Medical Equipment Claims per Year by Medicare Beneficiaries Age 65+ Years (Ranked)

Epsom	2.69	Randolph	2.03	Barnstead	1.86	Center Harbor	1.70	Waterville Valley	1.35	<b>Manchester</b>	
Warren	2.69	Newmarket	2.03	Farmington	1.86	Clarksville	1.68	Acworth	1.34	Manchester: South	2.38
Wentworth	2.69	Gilmanton	2.03	Richmond	1.86	Pittsburg	1.68	Alstead	1.34	Central Manchester	2.31
Laconia	2.65	East Kingston	2.01	Swanzey	1.86	Rollinsford	1.68	Gilsum	1.34	Manchester: West	2.26
Sandown	2.54	South Hampton	2.01	Winchester	1.86	Strafford	1.68	Langdon	1.34	Manchester: East	2.18
Loudon	2.53	Brentwood	2.01	North Hampton	1.86	Grantham	1.68	Marlow	1.34	Manchester: North	1.96
Belmont	2.50	Exeter	2.01	Danbury	1.85	Madison	1.68	Rye	1.34		
Fremont	2.48	Kensington	2.01	Hill	1.85	Chester	1.67	New Castle	1.32	<b>Nashua</b>	
Northfield	2.37	Hudson	2.01	Sanbornton	1.85	Ashland	1.66	Colebrook	1.32	Nashua: Zip 03063	2.16
Tilton	2.37	Berlin	2.00	Atkinson	1.85	Holderness	1.66	Columbia	1.32	Nashua: Zip 03060	1.99
Franklin	2.37	Chichester	2.00	Tuftonboro	1.83	Newfields	1.66	Stewartstown	1.32	Nashua: Zip 03064	1.94
Greenville	2.34	Pittsfield	2.00	Benton	1.83	Stratham	1.66	Stratford	1.32	Nashua: Zip 03062	1.83
Mason	2.34	Barrington	1.99	Haverhill	1.83	Jaffrey	1.66	Lyndeborough	1.31		
Alexandria	2.32	Londonderry	1.98	Dunbarton	1.83	Portsmouth	1.63	Mont Vernon	1.31		
Bridgewater	2.32	Pelham	1.97	Weare	1.83	Tamworth	1.63	Bartlett	1.29		
Bristol	2.32	Ossipee	1.96	Alton	1.82	Lancaster	1.62	Hale's Location	1.29		
Plymouth	2.32	Nashua	1.96	Canaan	1.81	Hancock	1.60	Hart's Location	1.29	<b>Unincorporated Places</b>	
Canterbury	2.31	Northwood	1.95	Grafton	1.81	Hampton	1.59	Jackson	1.29	<i>Atkinson and Gilmanton</i>	
Candia	2.29	Bath	1.94	Orange	1.81	Albany	1.58	Lee	1.28	<i>Academy Grant</i>	
Gilford	2.26	Monroe	1.94	Dover	1.81	Peterborough	1.55	Madbury	1.28	<i>Bean's Grant</i>	
Danville	2.24	Hampstead	1.94	Keene	1.80	Sharon	1.55	Lyme	1.25	<i>Bean's Purchase</i>	
Manchester	2.23	Antrim	1.94	Roxbury	1.80	Fracestown	1.55	Orford	1.25	<i>Cambridge</i>	
Somersworth	2.20	Bennington	1.94	Sullivan	1.80	Greenfield	1.55	Lisbon	1.25	<i>Chandler's Purchase</i>	
Derry	2.19	Rochester	1.93	Surry	1.80	Temple	1.55	New London	1.24	<i>Crawford's Purchase</i>	
Hinsdale	2.18	Fitzwilliam	1.93	Bow	1.79	Amherst	1.54	Dorchester	1.20	<i>Cutt's Grant</i>	
Raymond	2.17	Rindge	1.93	Moultonborough	1.79	Wolfeboro	1.53	Groton	1.20	<i>Dix's Grant</i>	
Allenstown	2.16	Deering	1.93	Sandwich	1.79	Harrisville	1.53	Hebron	1.20	<i>Dixville</i>	
Pembroke	2.16	Hillsborough	1.93	Hampton Falls	1.79	Nelson	1.53	Rumney	1.20	<i>Erving's Location</i>	
Effingham	2.14	Washington	1.93	Campton	1.78	Stoddard	1.53	Dublin	1.19	<i>Green's Grant</i>	
Wakefield	2.14	Windsor	1.93	Ellsworth	1.78	Dalton	1.52	Marlborough	1.19	<i>Hadley's Purchase</i>	
Epping	2.13	Lebanon	1.93	Westmoreland	1.77	Whitefield	1.52	Troy	1.19	<i>Kilkenny</i>	
Salem	2.13	Plainfield	1.93	Greenland	1.77	Walpole	1.52	Landaff	1.18	<i>Livermore</i>	
Litchfield	2.13	Newton	1.93	Newington	1.77	Springfield	1.50	Lisbon	1.18	<i>Low and Burbank's Grant</i>	
Merrimack	2.12	Charlestown	1.92	Thornton	1.76	Wilmot	1.50	Lyman	1.18	<i>Martin's Location</i>	
Seabrook	2.10	Claremont	1.92	Woodstock	1.76	Hopkinton	1.50	Bethlehem	1.13	<i>Millsfield</i>	
Goffstown	2.10	Cornish	1.92	New Boston	1.74	Bradford	1.49	Easton	1.11	<i>Odell</i>	
Bedford	2.09	Croydon	1.92	Eaton	1.73	Warner	1.49	Franconia	1.11	<i>Pinkham's Grant</i>	
Boscawen	2.09	Newport	1.92	Freedom	1.73	Chesterfield	1.46	Sugar Hill	1.11	<i>Sargent's Purchase</i>	
Concord	2.09	Unity	1.92	Gorham	1.73	New Ipswich	1.45	Hanover	1.06	<i>Second College Grant</i>	
Webster	2.09	Dummer	1.92	Shelburne	1.73	Hollis	1.45			<i>Success</i>	
Kingston	2.09	Errol	1.92	Enfield	1.72	Brookline	1.45			<i>Thompson and Meserves</i>	
Middleton	2.06	Milan	1.92	Newbury	1.72	Durham	1.44			<i>Purchase</i>	
New Durham	2.06	Windham	1.91	Sutton	1.72	Wilton	1.42			<i>Wentworth's Location</i>	
Hooksett	2.05	Meredith	1.91	Chatham	1.71	Andover	1.41				
Deerfield	2.05	New Hampton	1.91	Conway	1.71	Salisbury	1.41				
Henniker	2.05	Milton	1.90	Brookfield	1.71	Littleton	1.41				
Auburn	2.04	Nottingham	1.89	Goshen	1.70	Northumberland	1.38				
Carroll	2.03	Plaistow	1.88	Lempster	1.70	Stark	1.38				
Jefferson	2.03	Milford	1.86	Sunapee	1.70	Lincoln	1.35				

Questions ? [Beth.Dugan@umb.edu](mailto:Beth.Dugan@umb.edu)