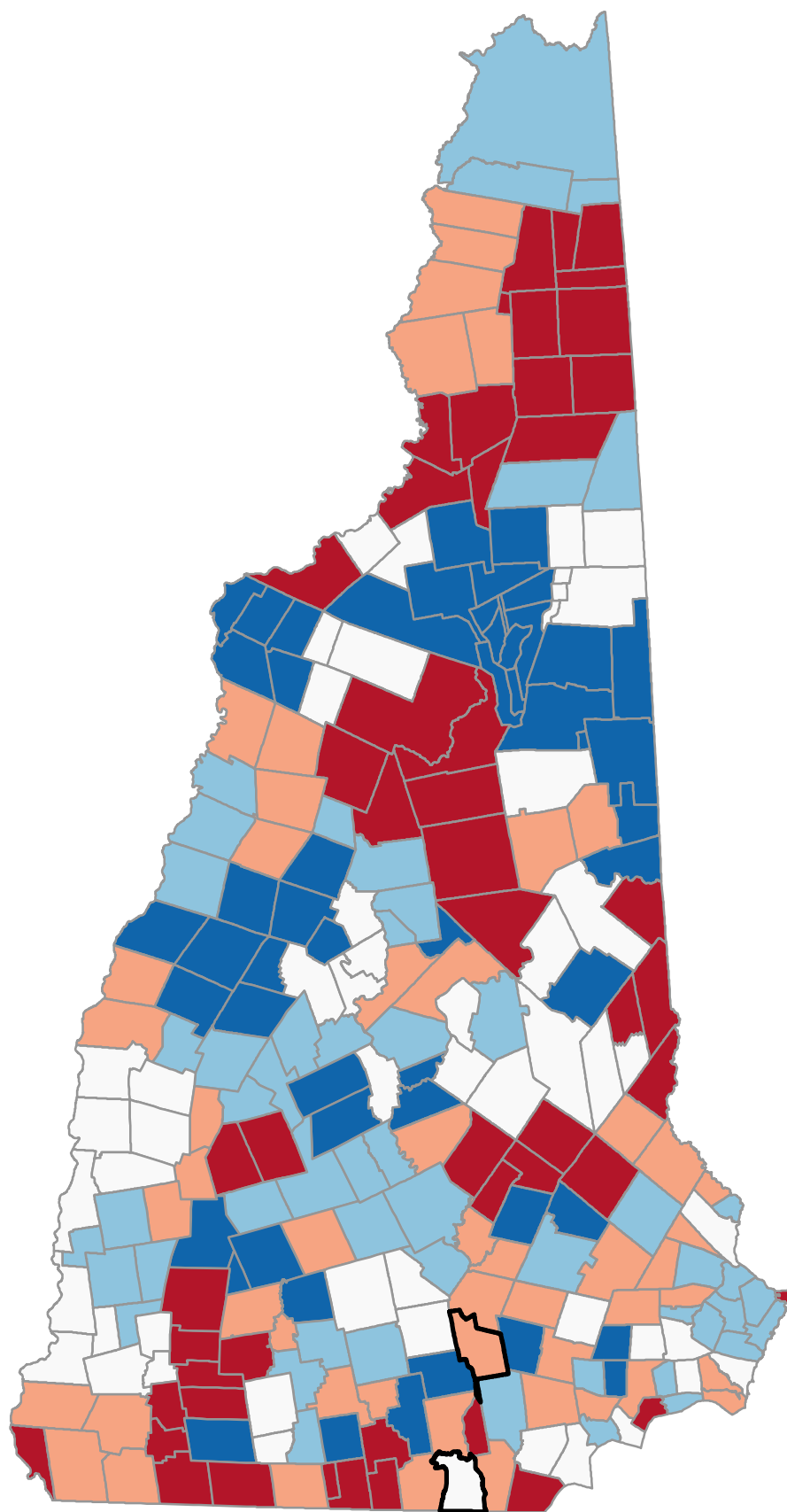
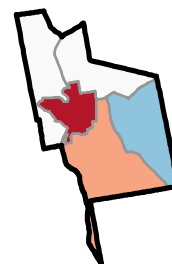


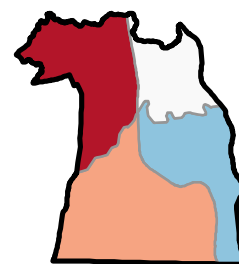
Inpatient Hospital Readmissions as a Percentage of Admissions for Medicare Beneficiaries Age 65+ Years



Neighborhood values
in NH cities



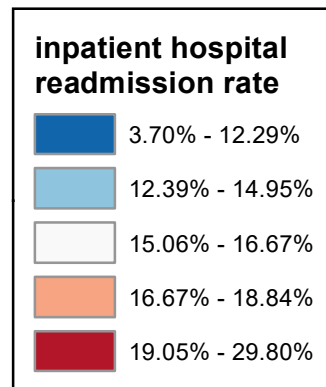
Manchester



Nashua

State Average: 16.24%

Source: CMS, 2020-2021



Inpatient Hospital Readmissions as a Percentage of Admissions for Medicare Beneficiaries Age 65+ Years

Acworth	13.04%	Dalton	15.46%	Haverhill	17.99%	Nelson	19.40%	South Hampton	13.75%	Manchester	
Albany	15.60%	Danbury	12.39%	Hebron	9.46%	New Boston	12.66%	Springfield	13.11%	Central Manchester	20.22%
Alexandria	15.93%	Danville	11.34%	Henniker	16.67%	New Castle	23.08%	Stark	20.78%	Manchester: West	15.77%
Allenstown	18.30%	Deerfield	12.94%	Hill	12.39%	New Durham	16.16%	Stewartstown	17.70%	Manchester: South	17.10%
Alstead	13.04%	Deering	12.29%	Hillsborough	12.29%	New Hampton	17.78%	Stoddard	19.40%	Manchester: North	16.59%
Alton	16.05%	Derry	16.98%	Hinsdale	20.00%	New Ipswich	18.46%	Strafford	20.00%	Manchester: East	14.38%
Amherst	11.55%	Dorchester	9.46%	Holderness	13.68%	New London	12.90%	Stratford	17.70%		
Andover	9.33%	Dover	15.30%	Hollis	17.82%	Newbury	26.96%	Stratham	13.76%	Nashua	
Antrim	17.72%	Dublin	19.84%	Hooksett	18.78%	Newfields	13.76%	Sugar Hill	15.87%	Nashua: Zip 03060	14.93%
Ashland	13.68%	Dummer	20.31%	Hopkinton	12.90%	Newington	14.46%	Sullivan	16.50%	Nashua: Zip 03062	16.78%
Atkinson	13.30%	Dunbarton	16.40%	Hudson	18.12%	Newmarket	17.61%	Sunapee	16.78%	Nashua: Zip 03063	19.44%
Auburn	9.62%	Durham	14.61%	Jackson	10.61%	Newport	16.09%	Surry	16.50%	Nashua: Zip 03064	15.56%
Barnstead	20.91%	East Kingston	13.75%	Jaffrey	11.35%	Newton	20.00%	Sutton	26.96%		
Barrington	13.29%	Easton	15.87%	Jefferson	10.77%	North Hampton	12.78%	Swanzy	18.84%		
Bartlett	10.61%	Eaton	3.70%	Keene	16.50%	Northfield	12.05%	Tamworth	16.67%		
Bath	5.41%	Effingham	28.83%	Kensington	15.08%	Northumberland	20.78%	Temple	13.58%	Unincorporated Places	
Bedford	11.98%	Ellsworth	13.83%	Kingston	17.42%	Northwood	10.58%	Thornton	27.78%	<i>Atkinson and Gilmanton</i>	
Belmont	15.76%	Enfield	11.88%	Laconia	16.01%	Nottingham	17.17%	Tilton	12.05%	<i>Academy Grant</i>	
Bennington	17.72%	Epping	17.20%	Lancaster	19.32%	Orange	5.68%	Troy	19.84%	<i>Bean's Grant</i>	
Benton	17.99%	Epsom	11.63%	Landaff	3.92%	Orford	12.94%	Tuftonboro	15.12%	<i>Bean's Purchase</i>	
Berlin	14.01%	Errol	20.31%	Langdon	13.04%	Ossipee	16.27%	Unity	16.09%	<i>Cambridge</i>	
Bethlehem	5.88%	Exeter	15.08%	Lebanon	18.71%	Pelham	20.06%	Wakefield	28.83%	<i>Chandler's Purchase</i>	
Boscawen	14.85%	Farmington	16.90%	Lee	18.63%	Pembroke	18.30%	Walpole	15.57%	<i>Crawford's Purchase</i>	
Bow	14.71%	Fitzwilliam	19.05%	Lempster	16.78%	Peterborough	16.00%	Warner	14.78%	<i>Cutt's Grant</i>	
Bradford	14.78%	Francestown	13.58%	Lincoln	20.00%	Piermont	12.94%	Warren	18.84%	<i>Dix's Grant</i>	
Brentwood	15.08%	Franconia	15.87%	Lisbon	3.92%	Pittsburg	14.89%	Washington	12.29%	<i>Dixville</i>	
Bridgewater	15.93%	Franklin	16.11%	Litchfield	21.05%	Pittsfield	21.60%	Waterville Valley	20.00%	<i>Erving's Location</i>	
Bristol	15.93%	Freedom	3.70%	Littleton	19.10%	Plainfield	18.71%	Weare	16.40%	<i>Green's Grant</i>	
Brookfield	24.07%	Fremont	8.64%	Londonderry	13.14%	Plaislow	15.87%	Webster	14.85%	<i>Hadley's Purchase</i>	
Brookline	24.49%	Gilford	14.01%	Loudon	20.66%	Plymouth	15.93%	Wentworth	18.84%	<i>Kilkenny</i>	
Campton	13.83%	Gilmanton	16.00%	Lyman	3.92%	Portsmouth	14.95%	Westmoreland	15.38%	<i>Livermore</i>	
Canaan	5.68%	Gilsun	13.04%	Lyme	12.94%	Randolph	10.77%	Whitefield	15.46%	<i>Low and Burbank's Grant</i>	
Candia	16.79%	Goffstown	15.06%	Lyndeborough	18.81%	Raymond	15.53%	Wilmot	13.11%	<i>Martin's Location</i>	
Canterbury	17.78%	Gorham	16.67%	Madbury	18.63%	Richmond	18.84%	Wilton	12.05%	<i>Millsfield</i>	
Carroll	10.77%	Goshen	16.78%	Madison	17.14%	Rindge	19.05%	Winchester	18.84%	<i>Odell</i>	
Center Harbor	10.67%	Grafton	5.68%	Manchester	17.06%	Rochester	17.08%	Windham	15.98%	<i>Pinkham's Grant</i>	
Charlestown	16.09%	Grantham	14.29%	Marlborough	19.84%	Rollinsford	12.50%	Windsor	12.29%	<i>Sargent's Purchase</i>	
Chatham	11.45%	Greenfield	13.58%	Marlow	13.04%	Roxbury	16.50%	Wolfeboro	12.20%	<i>Second College Grant</i>	
Chester	17.39%	Greenland	14.46%	Mason	20.29%	Rumney	9.46%	Woodstock	27.78%	<i>Success</i>	
Chesterfield	17.95%	Greenville	20.29%	Meredith	17.78%	Rye	12.64%			<i>Thompson and Meserves</i>	
Chichester	21.60%	Groton	9.46%	Merrimack	18.00%	Salem	15.74%			<i>Purchase</i>	
Claremont	16.09%	Hale's Location	10.61%	Middleton	16.16%	Salisbury	9.33%			<i>Wentworth's Location</i>	
Clarksville	14.89%	Hampstead	16.72%	Milan	20.31%	Sanbornton	12.39%				
Colebrook	17.70%	Hampton	15.73%	Milford	20.29%	Sandown	14.06%				
Columbia	17.70%	Hampton Falls	18.82%	Milton	22.22%	Sandwich	29.80%				
Concord	14.85%	Hancock	25.49%	Monroe	5.41%	Seabrook	18.62%				
Conway	11.45%	Hanover	10.22%	Mont Vernon	18.81%	Sharon	16.00%				
Cornish	16.09%	Harrisville	19.40%	Moultonborough	29.80%	Shelburne	16.67%				
Croydon	16.09%	Hart's Location	10.61%	Nashua	16.46%	Somersworth	18.34%				



Point32Health
Foundation

In partnership with
Harvard Pilgrim
Health Care
a Point32Health company

Inpatient Hospital Readmissions as a Percentage of Admissions for Medicare Beneficiaries Age 65+ Years (Ranked)

Moultonborough	29.80%	Mont Vernon	18.81%	Nashua	16.46%	Warner	14.78%	Tilton	12.05%	Manchester	
Sandwich	29.80%	Hooksett	18.78%	Dunbarton	16.40%	Bow	14.71%	Wilton	12.05%	Central Manchester	20.22%
Effingham	28.83%	Lebanon	18.71%	Weare	16.40%	Durham	14.61%	Bedford	11.98%	Manchester: South	17.10%
Wakefield	28.83%	Plainfield	18.71%	Ossipee	16.27%	Greenland	14.46%	Enfield	11.88%	Manchester: North	16.59%
Thornton	27.78%	Lee	18.63%	Middleton	16.16%	Newington	14.46%	Epsom	11.63%	Manchester: West	15.77%
Woodstock	27.78%	Madbury	18.63%	New Durham	16.16%	Grantham	14.29%	Amherst	11.55%	Manchester: East	14.38%
Newbury	26.96%	Seabrook	18.62%	Franklin	16.11%	Sandown	14.06%	Chatham	11.45%		
Sutton	26.96%	New Ipswich	18.46%	Charlestown	16.09%	Gilford	14.01%	Conway	11.45%	Nashua	
Hancock	25.49%	Somersworth	18.34%	Claremont	16.09%	Berlin	14.01%	Jaffrey	11.35%	Nashua: Zip 03063	19.44%
Brookline	24.49%	Allenstown	18.30%	Cornish	16.09%	Campton	13.83%	Danville	11.34%	Nashua: Zip 03062	16.78%
Brookfield	24.07%	Pembroke	18.30%	Croydon	16.09%	Ellsworth	13.83%	Carroll	10.77%	Nashua: Zip 03064	15.56%
New Castle	23.08%	Hudson	18.12%	Newport	16.09%	Newfields	13.76%	Jefferson	10.77%	Nashua: Zip 03060	14.93%
Milton	22.22%	Merrimack	18.00%	Unity	16.09%	Stratham	13.76%	Randolph	10.77%		
Chichester	21.60%	Benton	17.99%	Alton	16.05%	East Kingston	13.75%	Center Harbor	10.67%		
Pittsfield	21.60%	Haverhill	17.99%	Laconia	16.01%	South Hampton	13.75%	Bartlett	10.61%		
Litchfield	21.05%	Chesterfield	17.95%	Peterborough	16.00%	Ashland	13.68%	Hale's Location	10.61%		
Barnstead	20.91%	Hollis	17.82%	Sharon	16.00%	Holderness	13.68%	Hart's Location	10.61%	Unincorporated Places	
Northumberland	20.78%	Meredith	17.78%	Gilmanton	16.00%	Francestown	13.58%	Jackson	10.61%	<i>Atkinson and Gilmanton</i>	
Stark	20.78%	New Hampton	17.78%	Windham	15.98%	Greenfield	13.58%	Northwood	10.58%	<i>Academy Grant</i>	
Loudon	20.66%	Canterbury	17.78%	Alexandria	15.93%	Temple	13.58%	Hanover	10.22%	<i>Bean's Grant</i>	
Dummer	20.31%	Antrim	17.72%	Bridgewater	15.93%	Atkinson	13.30%	Auburn	9.62%	<i>Bean's Purchase</i>	
Errol	20.31%	Bennington	17.72%	Bristol	15.93%	Barrington	13.29%	Dorchester	9.46%	<i>Cambridge</i>	
Milan	20.31%	Colebrook	17.70%	Plymouth	15.93%	Londonderry	13.14%	Bath	9.46%	<i>Chandler's Purchase</i>	
Milford	20.29%	Columbia	17.70%	Easton	15.87%	Springfield	13.11%	Hebron	9.46%	<i>Crawford's Purchase</i>	
Greenville	20.29%	Stewartstown	17.70%	Franconia	15.87%	Wilmot	13.11%	Rumney	9.46%	<i>Cutt's Grant</i>	
Mason	20.29%	Stratford	17.70%	Sugar Hill	15.87%	Acworth	13.04%	Andover	9.33%	<i>Dix's Grant</i>	
Pelham	20.06%	Newmarket	17.61%	Plaistow	15.87%	Alstead	13.04%	Salisbury	9.33%	<i>Dixville</i>	
Hinsdale	20.00%	Kingston	17.42%	Belmont	15.76%	Gilsum	13.04%	Fremont	8.64%	<i>Erving's Location</i>	
Lincoln	20.00%	Chester	17.39%	Salem	15.74%	Langdon	13.04%	Bethlehem	5.88%	<i>Green's Grant</i>	
Waterville Valley	20.00%	Epping	17.20%	Hampton	15.73%	Marlow	13.04%	Canaan	5.68%	<i>Hadley's Purchase</i>	
Stratford	20.00%	Nottingham	17.17%	Albany	15.60%	Deerfield	12.94%	Grafton	5.68%	<i>Kilkenny</i>	
Newton	20.00%	Madison	17.14%	Walpole	15.57%	Lyme	12.94%	Orange	5.68%	<i>Livermore</i>	
Dublin	19.84%	Rochester	17.08%	Raymond	15.53%	Orford	12.94%	Bath	5.41%	<i>Low and Burbank's Grant</i>	
Marlborough	19.84%	Manchester	17.06%	Dalton	15.46%	Piermont	12.94%	Monroe	5.41%	<i>Martin's Location</i>	
Troy	19.84%	Derry	16.98%	Whitefield	15.46%	New London	12.90%	Landaff	3.92%	<i>Millsfield</i>	
Harrisville	19.40%	Farmington	16.90%	Westmoreland	15.38%	Hopkinton	12.90%	Lisbon	3.92%	<i>Odell</i>	
Nelson	19.40%	Candia	16.79%	Dover	15.30%	North Hampton	12.78%	Lyman	3.92%	<i>Pinkham's Grant</i>	
Stoddard	19.40%	Goshen	16.78%	Tuftsboro	15.12%	New Boston	12.66%	Eaton	3.70%	<i>Sargent's Purchase</i>	
Lancaster	19.32%	Lempster	16.78%	Brentwood	15.08%	Rye	12.64%	Freedom	3.70%	<i>Second College Grant</i>	
Littleton	19.10%	Sunapee	16.78%	Exeter	15.08%	Rollinsford	12.50%			<i>Success</i>	
Fitzwilliam	19.05%	Hampstead	16.72%	Kensington	15.08%	Danbury	12.39%			<i>Thompson and Meserves</i>	
Rindge	19.05%	Henniker	16.67%	Goffstown	15.06%	Hill	12.39%			<i>Purchase</i>	
Richmond	18.84%	Tamworth	16.67%	Portsmouth	14.95%	Sanbornton	12.39%			<i>Wentworth's Location</i>	
Swanzey	18.84%	Gorham	16.67%	Clarksville	14.89%	Deering	12.29%				
Winchester	18.84%	Shelburne	16.67%	Pittsburg	14.89%	Hillsborough	12.29%				
Warren	18.84%	Keene	16.50%	Boscawen	14.85%	Washington	12.29%				
Wentworth	18.84%	Roxbury	16.50%	Concord	14.85%	Windsor	12.29%				
Hampton Falls	18.82%	Sullivan	16.50%	Webster	14.85%	Wolfeboro	12.20%				
Lyndeborough	18.81%	Sury	16.50%	Bradford	14.78%	Northfield	12.05%				

Questions ? Beth.Dugan@umb.edu