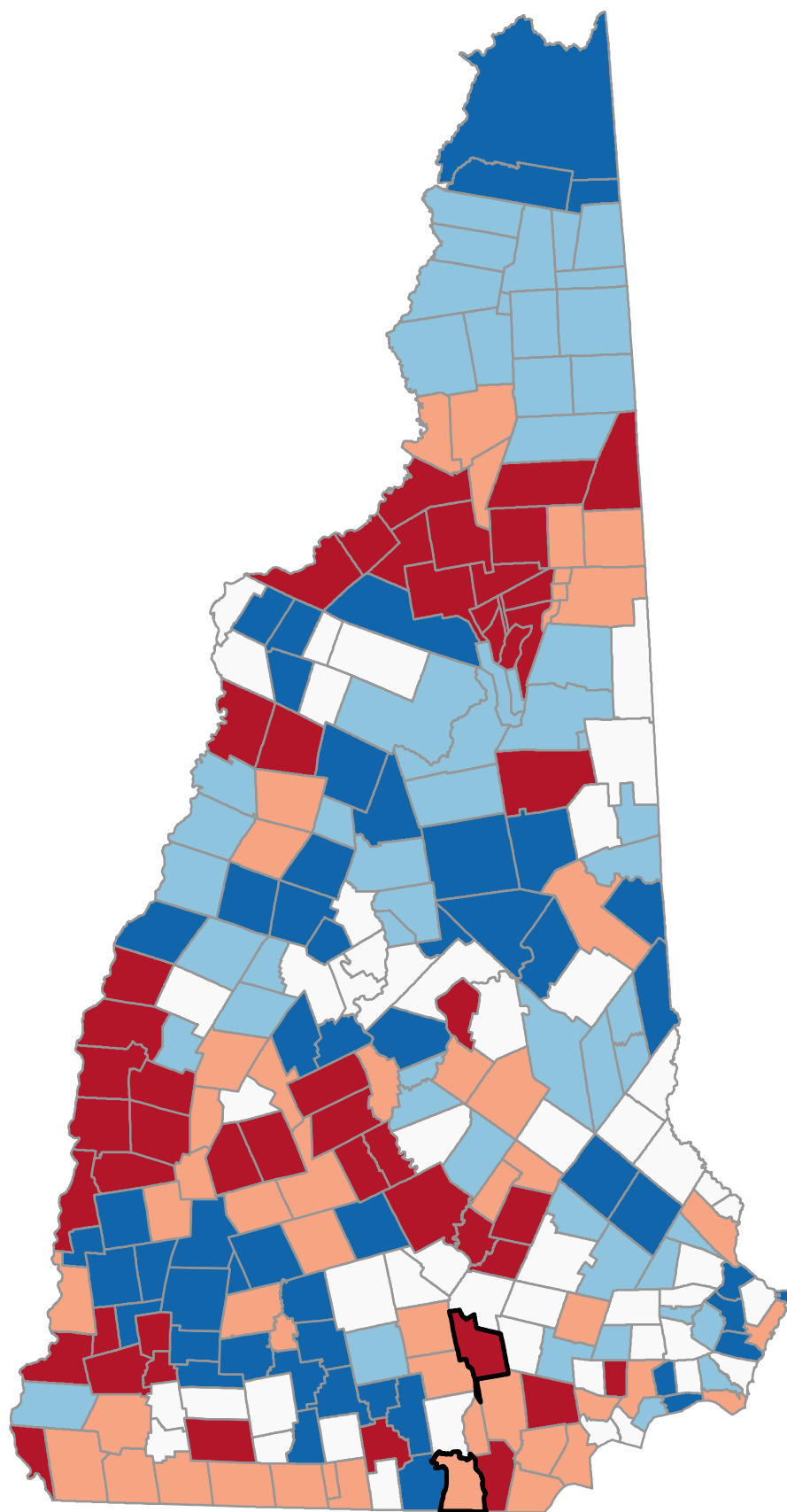
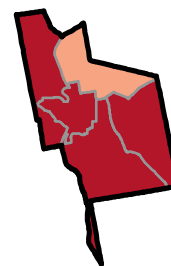


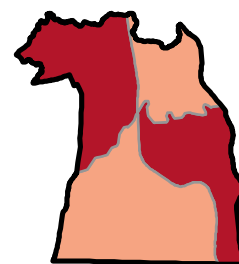
Annual Skilled Nursing Facility Stays per 1,000 Medicare Beneficiaries Age 65+ Years



Neighborhood values
in NH cities



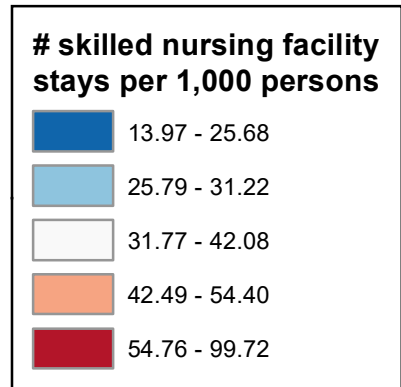
Manchester



Nashua

State Average: 44.96

Source: CMS, 2020-2021



Annual Skilled Nursing Facility Stays per 1,000 Medicare Beneficiaries Age 65+ Years

Acworth	25.58	Dalton	61.52	Haverhill	63.98	Nelson	20.37	South Hampton	24.20	Manchester	
Albany	58.91	Danbury	24.40	Hebron	16.90	New Boston	25.90	Springfield	45.63	Central Manchester	102.13
Alexandria	33.89	Danville	60.70	Henniker	44.19	New Castle	20.68	Stark	43.16	Manchester: West	68.17
Allenstown	54.76	Deerfield	33.98	Hill	24.40	New Durham	26.42	Stewartstown	31.22	Manchester: South	56.40
Alstead	25.58	Deering	25.07	Hillsborough	25.07	New Hampton	33.02	Stoddard	20.37	Manchester: North	52.07
Alton	27.18	Derry	60.81	Hinsdale	69.40	New Ipswich	49.13	Stratford	14.93	Manchester: East	63.86
Amherst	24.33	Dorchester	16.90	Holderness	30.20	New London	38.50	Stratford	31.22		
Andover	57.02	Dover	49.10	Hollis	22.29	Newbury	64.83	Stratham	30.18	Nashua	
Antrim	49.15	Dublin	31.89	Hooksett	38.06	Newfields	30.18	Sugar Hill	40.07	Nashua: Zip 03060	68.57
Ashland	30.20	Dummer	30.73	Hopkinton	20.03	Newington	18.83	Sullivan	66.76	Nashua: Zip 03062	43.29
Atkinson	36.06	Dunbarton	38.18	Hudson	57.39	Newmarket	32.78	Sunapee	52.69	Nashua: Zip 03063	55.22
Auburn	35.49	Durham	33.16	Jackson	28.47	Newport	70.59	Surry	66.76	Nashua: Zip 03064	53.17
Barnstead	40.39	East Kingston	24.20	Jaffrey	65.31	Newton	27.07	Sutton	64.83		
Barrington	25.09	Easton	40.07	Jefferson	62.28	North Hampton	25.25	Swanzy	51.20		
Bartlett	28.47	Eaton	29.86	Keene	66.76	Northfield	26.39	Tamworth	15.46		
Bath	33.75	Effingham	18.56	Kensington	40.57	Northumberland	43.16	Temple	22.49		
Bedford	46.06	Ellsworth	25.93	Kingston	47.64	Northwood	25.79	Thornton	21.12	Unincorporated Places	
Belmont	42.80	Enfield	41.77	Laconia	64.43	Nottingham	27.15	Tilton	26.39	<i>Atkinson and Gilmanton</i>	
Bennington	49.15	Epping	32.01	Lancaster	99.72	Orange	31.06	Troy	31.89	<i>Academy Grant</i>	
Benton	63.98	Epsom	60.83	Landaff	24.22	Orford	30.44	Tuftonboro	22.60	<i>Bean's Grant</i>	
Berlin	90.30	Errol	30.73	Langdon	25.58	Ossipee	47.51	Unity	70.59	<i>Bean's Purchase</i>	
Bethlehem	13.97	Exeter	40.57	Lebanon	56.46	Pelham	42.59	Wakefield	18.56	<i>Cambridge</i>	
Boscawen	66.49	Farmington	34.40	Lee	29.11	Pembroke	54.76	Walpole	53.01	<i>Chandler's Purchase</i>	
Bow	41.04	Fitzwilliam	42.52	Lempster	52.69	Peterborough	33.65	Warner	44.02	<i>Crawford's Purchase</i>	
Bradford	44.02	Francestown	22.49	Lincoln	29.21	Piermont	30.44	Warren	45.55	<i>Cutt's Grant</i>	
Brentwood	40.57	Franconia	40.07	Lisbon	24.22	Pittsburg	14.72	Washington	25.07	<i>Dix's Grant</i>	
Bridgewater	33.89	Franklin	51.64	Litchfield	48.28	Pittsfield	48.73	Waterville Valley	29.21	<i>Dixville</i>	
Bristol	33.89	Freedom	29.86	Littleton	66.50	Plainfield	56.46	Weare	38.18	<i>Erving's Location</i>	
Brookfield	27.85	Fremont	31.00	Londonderry	46.32	Plaislow	38.57	Webster	66.49	<i>Green's Grant</i>	
Brookline	40.48	Gilford	39.40	Loudon	28.68	Plymouth	33.89	Wentworth	45.55	<i>Hadley's Purchase</i>	
Campton	25.93	Gilmanton	51.85	Lyman	24.22	Portsmouth	38.11	Westmoreland	66.45	<i>Kilkenny</i>	
Canaan	31.06	Gilsun	25.58	Lyme	30.44	Randolph	62.28	Whitefield	61.52	<i>Livermore</i>	
Candia	42.08	Goffstown	42.74	Lyndeborough	14.69	Raymond	51.14	Wilmot	45.63	<i>Low and Burbank's Grant</i>	
Canterbury	38.27	Gorham	54.40	Madbury	29.11	Richmond	51.20	Wilton	41.63	<i>Martin's Location</i>	
Carroll	62.28	Goshen	52.69	Madison	37.20	Rindge	42.52	Winchester	51.20	<i>Millsfield</i>	
Center Harbor	21.69	Grafton	31.06	Manchester	66.73	Rochester	36.74	Windham	44.35	<i>Odell</i>	
Charlestown	70.59	Grantham	28.69	Marlborough	31.89	Rollinsford	32.20	Windsor	25.07	<i>Pinkham's Grant</i>	
Chatham	33.49	Greenfield	22.49	Marlow	25.58	Roxbury	66.76	Wolfeboro	32.35	<i>Sargent's Purchase</i>	
Chester	29.09	Greenland	18.83	Mason	44.47	Rumney	16.90	Woodstock	21.12	<i>Second College Grant</i>	
Chesterfield	28.10	Greenville	44.47	Meredith	33.02	Rye	42.49			<i>Success</i>	
Chichester	48.73	Groton	16.90	Merrimack	36.27	Salem	52.35			<i>Thompson and Meserves</i>	
Claremont	70.59	Hale's Location	28.47	Middleton	26.42	Salisbury	57.02			<i>Purchase</i>	
Clarksville	14.72	Hampstead	47.90	Milan	30.73	Sanbornton	24.40			<i>Wentworth's Location</i>	
Colebrook	31.22	Hampton	38.19	Milford	63.64	Sandown	31.77				
Columbia	31.22	Hampton Falls	26.35	Milton	32.49	Sandwich	25.68				
Concord	66.49	Hancock	23.38	Monroe	33.75	Seabrook	43.02				
Conway	33.49	Hanover	19.21	Mont Vernon	14.69	Sharon	33.65				
Cornish	70.59	Harrisville	20.37	Moultonborough	25.68	Shelburne	54.40				
Croydon	70.59	Hart's Location	28.47	Nashua	53.92	Somersworth	37.45				



Point32Health
Foundation

In partnership with
Harvard Pilgrim
Health Care
a Point32Health company

Annual Skilled Nursing Facility Stays per 1,000 Medicare Beneficiaries Age 65+ Years (Ranked)

Lancaster	99.72	Salem	52.35	Sugar Hill	40.07	Errol	30.73	Danbury	24.40	Manchester	
Berlin	90.30	Gilmanton	51.85	Gilford	39.40	Milan	30.73	Hill	24.40	Central Manchester	102.13
Charlestown	70.59	Franklin	51.64	Plaistow	38.57	Lyme	30.44	Sanbornton	24.40	Manchester: West	68.17
Claremont	70.59	Richmond	51.20	New London	38.50	Orford	30.44	Amherst	24.33	Manchester: East	63.86
Cornish	70.59	Swanzy	51.20	Canterbury	38.27	Piermont	30.44	Landaff	24.22	Manchester: South	56.40
Croydon	70.59	Winchester	51.20	Hampton	38.19	Ashland	30.20	Lisbon	24.22	Manchester: North	52.07
Newport	70.59	Raymond	51.14	Dunbarton	38.18	Holderness	30.20	Lyman	24.22		
Unity	70.59	Antrim	49.15	Weare	38.18	Newfields	30.18	East Kingston	24.20	Nashua	
Hinsdale	69.40	Bennington	49.15	Portsmouth	38.11	Stratham	30.18	South Hampton	24.20	Nashua: Zip 03060	68.57
Keene	66.76	New Ipswich	49.13	Hooksett	38.06	Eaton	29.86	Hancock	23.38	Nashua: Zip 03063	55.22
Roxbury	66.76	Dover	49.10	Somersworth	37.45	Freedom	29.86	Tuftonboro	22.60	Nashua: Zip 03064	53.17
Sullivan	66.76	Chichester	48.73	Madison	37.20	Lincoln	29.21	Francestown	22.49	Nashua: Zip 03062	43.29
Surry	66.76	Pittsfield	48.73	Rochester	36.74	Waterville Valley	29.21	Greenfield	22.49		
Manchester	66.73	Litchfield	48.28	Merrimack	36.27	Lee	29.11	Temple	22.49		
Littleton	66.50	Hampstead	47.90	Atkinson	36.06	Madbury	29.11	Hollis	22.29		
Boscawen	66.49	Kingston	47.64	Auburn	35.49	Chester	29.09	Center Harbor	21.69		
Concord	66.49	Ossipee	47.51	Farmington	34.40	Grantham	28.69	Thornton	21.12	Unincorporated Places	
Webster	66.49	Londonderry	46.32	Deerfield	33.98	Loudon	28.68	Woodstock	21.12	<i>Atkinson and Gilmanton</i>	
Westmoreland	66.45	Bedford	46.06	Alexandria	33.89	Bartlett	28.47	New Castle	20.68	<i>Academy Grant</i>	
Jaffrey	65.31	Springfield	45.63	Bridgewater	33.89	Hale's Location	28.47	Harrisville	20.37	<i>Bean's Grant</i>	
Newbury	64.83	Wilnot	45.63	Bristol	33.89	Hart's Location	28.47	Nelson	20.37	<i>Bean's Purchase</i>	
Sutton	64.83	Warren	45.55	Plymouth	33.89	Jackson	28.47	Stoddard	20.37	<i>Cambridge</i>	
Laconia	64.43	Wentworth	45.55	Bath	33.75	Chesterfield	28.10	Tamworth	20.03	<i>Chandler's Purchase</i>	
Benton	63.98	Greenville	44.47	Monroe	33.75	Brookfield	27.85	Hanover	19.21	<i>Crawford's Purchase</i>	
Haverhill	63.98	Mason	44.47	Peterborough	33.65	Alton	27.18	Greenland	18.83	<i>Cutt's Grant</i>	
Milford	63.64	Windham	44.35	Sharon	33.65	Nottingham	27.15	Newington	18.83	<i>Dix's Grant</i>	
Carroll	62.28	Henniker	44.19	Chatham	33.49	Newton	27.07	Effingham	18.56	<i>Dixville</i>	
Jefferson	62.28	Bradford	44.02	Conway	33.49	Middleton	26.42	Wakefield	18.56	<i>Erving's Location</i>	
Randolph	62.28	Warner	44.02	Durham	33.16	New Durham	26.42	Dorchester	16.90	<i>Green's Grant</i>	
Dalton	61.52	Northumberland	43.16	Meredith	33.02	Northfield	26.39	Groton	16.90	<i>Hadley's Purchase</i>	
Whitefield	61.52	Stark	43.16	New Hampton	33.02	Tilton	26.39	Hebron	16.90	<i>Kilkenny</i>	
Epsom	60.83	Seabrook	43.02	Newmarket	32.78	Hampton Falls	26.35	Rumney	16.90	<i>Livermore</i>	
Derry	60.81	Belmont	42.80	Milton	32.49	Campton	25.93	Tamworth	15.46	<i>Low and Burbank's Grant</i>	
Danville	60.70	Goffstown	42.74	Wolfeboro	32.35	Ellsworth	25.93	Strafford	14.93	<i>Martin's Location</i>	
Albany	58.91	Pelham	42.59	Rollinsford	32.20	New Boston	25.90	Clarksville	14.72	<i>Millsfield</i>	
Hudson	57.39	Fitzwilliam	42.52	Epping	32.01	Northwood	25.79	Pittsburg	14.72	<i>Odell</i>	
Andover	57.02	Rindge	42.52	Dublin	31.89	Moultonborough	25.68	Lyndeborough	14.69	<i>Pinkham's Grant</i>	
Salisbury	57.02	Rye	42.49	Marlborough	31.89	Sandwich	25.68	Mont Vernon	14.69	<i>Sargent's Purchase</i>	
Lebanon	56.46	Candia	42.08	Troy	31.89	Acworth	25.58	Bethlehem	13.97	<i>Second College Grant</i>	
Plainfield	56.46	Enfield	41.77	Sandown	31.77	Alstead	25.58			<i>Success</i>	
Allenstown	54.76	Wilton	41.63	Colebrook	31.22	Gilsum	25.58			<i>Thompson and Meserves</i>	
Pembroke	54.76	Bow	41.04	Columbia	31.22	Langdon	25.58			<i>Purchase</i>	
Gorham	54.40	Brentwood	40.57	Stewartstown	31.22	Marlow	25.58			<i>Wentworth's Location</i>	
Shelburne	54.40	Exeter	40.57	Stratford	31.22	North Hampton	25.25				
Nashua	53.92	Kensington	40.57	Canaan	31.06	Barrington	25.09				
Walpole	53.01	Brookline	40.48	Grafton	31.06	Deering	25.07				
Goshen	52.69	Barnstead	40.39	Orange	31.06	Hillsborough	25.07				
Lempster	52.69	Easton	40.07	Fremont	31.00	Washington	25.07				
Sunapee	52.69	Franconia	40.07	Dummer	30.73	Windsor	25.07				

Questions ? Beth.Dugan@umb.edu