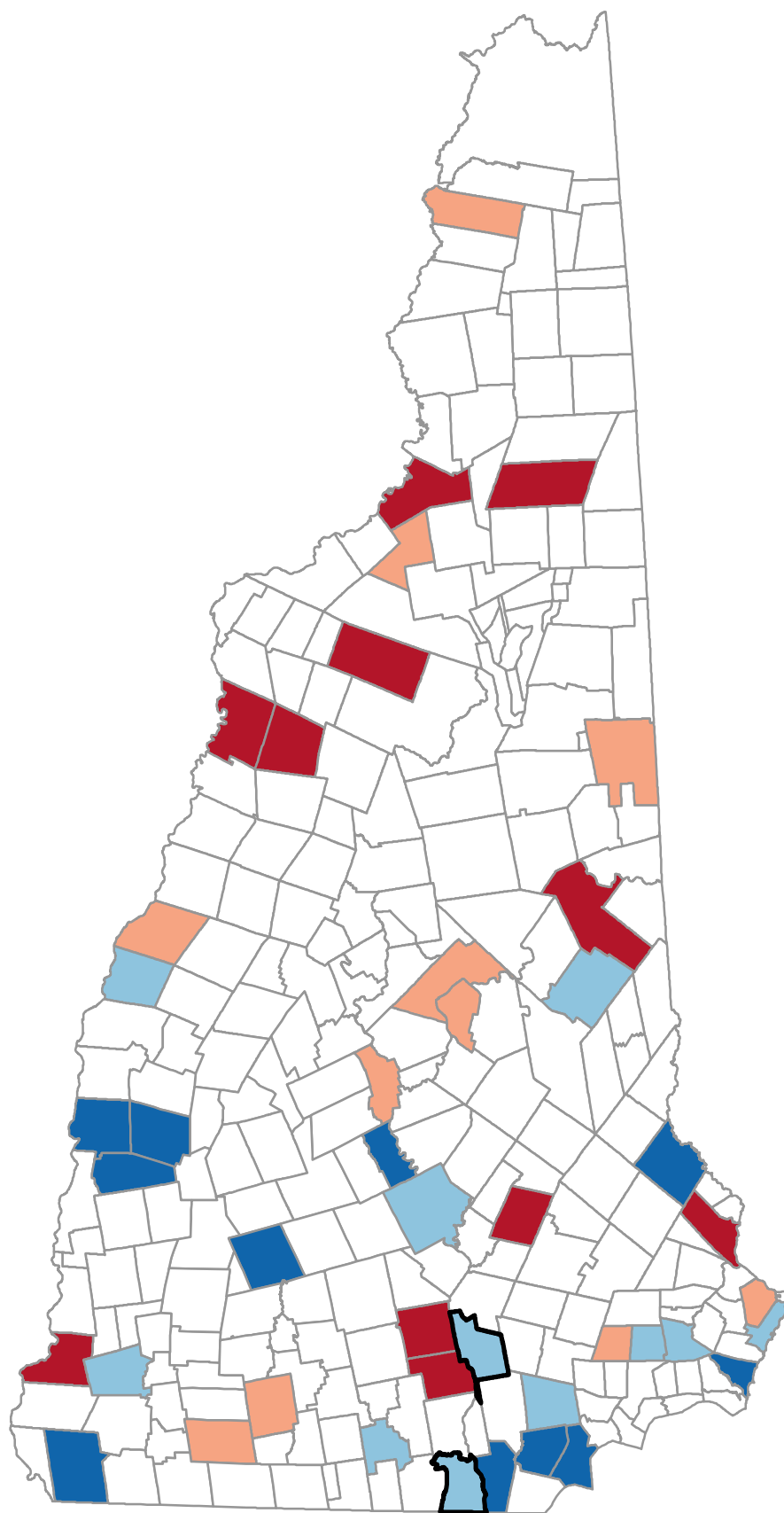
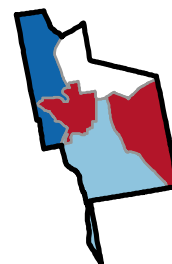


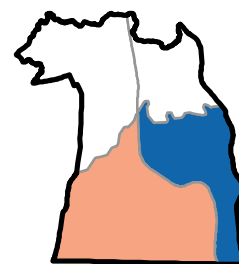
Total Skilled Nursing Home Medicare Beds per 1,000 Persons Age 65+ Years



Neighborhood values in NH cities



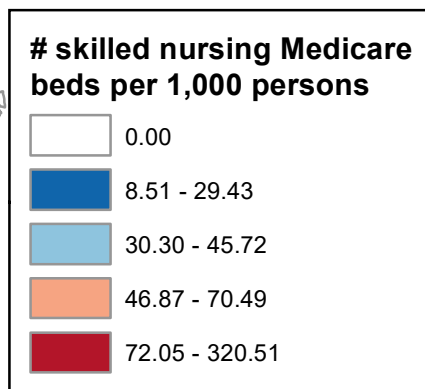
Manchester



Nashua

State Average: 26.08

Source: CMS, 2020-2021



Total Skilled Nursing Home Medicare Beds per 1000 Persons Age 65+ Years

Acworth	0	Dalton	0	Haverhill	110.29	Nelson	0	South Hampton	0	Manchester	
Albany	0	Danbury	0	Hebron	0	New Boston	0	Springfield	0	Central Manchester	97.68
Alexandria	0	Danville	0	Henniker	0	New Castle	0	Stark	0	Manchester: West	18.13
Allenstown	0	Deerfield	0	Hill	0	New Durham	0	Stewartstown	70.49	Manchester: South	37.47
Alstead	0	Deering	0	Hillsborough	17.26	New Hampton	0	Stoddard	0	Manchester: North	0
Alton	0	Derry	33.47	Hinsdale	0	New Ipswich	0	Strafford	0	Manchester: East	81.77
Amherst	0	Dorchester	0	Holderness	0	New London	0	Stratford	0		
Andover	0	Dover	72.05	Hollis	0	Newbury	0	Stratham	0	Nashua	
Antrim	0	Dublin	0	Hooksett	0	Newfields	0	Sugar Hill	0	Nashua: Zip 03060	21.48
Ashland	0	Dummer	0	Hopkinton	0	Newington	0	Sullivan	0	Nashua: Zip 03062	51.81
Atkinson	0	Dunbarton	0	Hudson	21.78	Newmarket	0	Sunapee	0	Nashua: Zip 03063	0
Auburn	0	Durham	0	Jackson	0	Newport	8.51	Surry	0	Nashua: Zip 03064	0
Barnstead	0	East Kingston	0	Jaffrey	69.17	Newton	0	Sutton	0		
Barrington	0	Easton	0	Jefferson	0	North Hampton	0	Swanzy	0		
Bartlett	0	Eaton	0	Keene	39.96	Northfield	0	Tamworth	0		
Bath	0	Effingham	0	Kensington	0	Northumberland	0	Temple	0		
Bedford	92.13	Ellsworth	0	Kingston	0	Northwood	0	Thornton	0	Unincorporated Places	
Belmont	0	Enfield	0	Laconia	57.82	Nottingham	0	Tilton	0	<i>Atkinson and Gilmanton</i>	
Bennington	0	Epping	0	Lancaster	101.65	Orange	0	Troy	0	<i>Academy Grant</i>	
Benton	106.21	Epsom	90.38	Landaff	0	Orford	0	Tuftonboro	0	<i>Bean's Grant</i>	
Berlin	84.95	Errol	0	Langdon	0	Ossipee	75.07	Unity	25.05	<i>Bean's Purchase</i>	
Bethlehem	0	Exeter	30.30	Lebanon	31.51	Pelham	0	Wakefield	0	<i>Cambridge</i>	
Boscawen	29.43	Farmington	0	Lee	0	Pembroke	0	Walpole	0	<i>Chandler's Purchase</i>	
Bow	0	Fitzwilliam	0	Lempster	0	Peterborough	47.76	Warner	0	<i>Crawford's Purchase</i>	
Bradford	0	Francestown	0	Lincoln	0	Piermont	0	Warren	0	<i>Cutt's Grant</i>	
Brentwood	43.07	Franconia	98.50	Lisbon	0	Pittsburg	0	Washington	0	<i>Dix's Grant</i>	
Bridgewater	0	Franklin	46.87	Litchfield	0	Pittsfield	0	Waterville Valley	0	<i>Dixville</i>	
Bristol	0	Freedom	0	Littleton	0	Plainfield	0	Weare	0	<i>Erving's Location</i>	
Brookfield	0	Fremont	53.76	Londonderry	0	Plaistow	0	Webster	0	<i>Green's Grant</i>	
Brookline	0	Gilford	0	Loudon	0	Plymouth	0	Wentworth	0	<i>Hadley's Purchase</i>	
Campton	0	Gilmanton	0	Lyman	0	Portsmouth	53.35	Westmoreland	320.51	<i>Kilkenny</i>	
Canaan	0	Gilsom	0	Lyme	0	Randolph	0	Whitefield	55.94	<i>Livermore</i>	
Candia	0	Goffstown	125.42	Lyndeborough	0	Raymond	0	Wilmot	0	<i>Low and Burbank's Grant</i>	
Canterbury	0	Gorham	0	Madbury	0	Richmond	0	Wilton	0	<i>Martin's Location</i>	
Carroll	0	Goshen	0	Madison	0	Rindge	0	Winchester	26.61	<i>Millsfield</i>	
Center Harbor	0	Grafton	0	Manchester	31.55	Rochester	28.06	Windham	11.79	<i>Odell</i>	
Charlestown	0	Grantham	0	Marlborough	0	Rollinsford	0	Windsor	0	<i>Pinkham's Grant</i>	
Chatham	0	Greenfield	0	Marlow	0	Roxbury	0	Wolfeboro	41.32	<i>Sargent's Purchase</i>	
Chester	0	Greenland	0	Mason	0	Rumney	0	Woodstock	0	<i>Second College Grant</i>	
Chesterfield	0	Greenville	0	Meredith	50.04	Rye	35.34			<i>Success</i>	
Chichester	0	Groton	0	Merrimack	0	Salem	17.11			<i>Thompson and Meserves</i>	
Claremont	10.92	Hale's Location	0	Middleton	0	Salisbury	0			<i>Purchase</i>	
Clarksville	0	Hampstead	0	Milan	0	Sanbornton	0			<i>Wentworth's Location</i>	
Colebrook	0	Hampton	25.30	Milford	45.72	Sandown	0				
Columbia	0	Hampton Falls	0	Milton	0	Sandwich	0				
Concord	42.22	Hancock	0	Monroe	0	Seabrook	0				
Conway	60.36	Hanover	55.31	Mont Vernon	0	Sharon	0				
Cornish	0	Harrisville	0	Moultonborough	0	Shelburne	0				
Croydon	0	Hart's Location	0	Nashua	36.66	Somersworth	0				



Point32Health
Foundation

In partnership with
Harvard Pilgrim
Health Care
a Point32Health company

Total Skilled Nursing Home Medicare Beds per 1000 Persons Age 65+ Years (Ranked)

Westmoreland	320.51	Alton	0	Effingham	0	Lyme	0	Sanbornton	0	Manchester	
Goffstown	125.42	Amherst	0	Ellsworth	0	Lyndeborough	0	Sandown	0	Central Manchester	97.68
Haverhill	110.29	Andover	0	Enfield	0	Madbury	0	Sandwich	0	Manchester: East	81.77
Benton	106.21	Antrim	0	Epping	0	Madison	0	Seabrook	0	Manchester: South	37.47
Lancaster	101.65	Ashland	0	Errol	0	Marlborough	0	Sharon	0	Manchester: West	18.13
Franconia	98.50	Atkinson	0	Farmington	0	Marlow	0	Shelburne	0	Manchester: North	0
Bedford	92.13	Auburn	0	Fitzwilliam	0	Mason	0	Somersworth	0		
Epsom	90.38	Barnstead	0	Francestown	0	Merrimack	0	South Hampton	0	Nashua	
Berlin	84.95	Barrington	0	Freedom	0	Middleton	0	Springfield	0	Nashua: Zip 03062	51.81
Ossipee	75.07	Bartlett	0	Gilford	0	Milani	0	Stark	0	Nashua: Zip 03060	21.48
Dover	72.05	Bath	0	Gilmanton	0	Milton	0	Stoddard	0	Nashua: Zip 03063	0
Stewartstown	70.49	Belmont	0	Gilsom	0	Monroe	0	Strafford	0	Nashua: Zip 03064	0
Jaffrey	69.17	Bennington	0	Gorham	0	Mont Vernon	0	Stratford	0		
Conway	60.36	Bethlehem	0	Goshen	0	Moultonborough	0	Stratham	0		
Laconia	57.82	Bow	0	Grafton	0	Nelson	0	Sugar Hill	0		
Whitefield	55.94	Bradford	0	Grantham	0	New Boston	0	Sullivan	0		
Hanover	55.31	Bridgewater	0	Greenfield	0	New Castle	0	Sunapee	0	Unincorporated Places	
Fremont	53.76	Bristol	0	Greenland	0	New Durham	0	Surry	0	<i>Atkinson and Gilmanton</i>	
Portsmouth	53.35	Brookfield	0	Greenville	0	New Hampton	0	Sutton	0	<i>Academy Grant</i>	
Meredith	50.04	Brookline	0	Groton	0	New Ipswich	0	Swanzey	0	<i>Bean's Grant</i>	
Peterborough	47.76	Campton	0	Hale's Location	0	New London	0	Tamworth	0	<i>Bean's Purchase</i>	
Franklin	46.87	Canaan	0	Hampstead	0	Newbury	0	Temple	0	<i>Cambridge</i>	
Milford	45.72	Candia	0	Hampton Falls	0	Newfields	0	Weare	0	<i>Chandler's Purchase</i>	
Brentwood	43.07	Canterbury	0	Hancock	0	Newington	0	Tilton	0	<i>Crawford's Purchase</i>	
Concord	42.22	Carroll	0	Harrisville	0	Newmarket	0	Troy	0	<i>Cutt's Grant</i>	
Wolfeboro	41.32	Center Harbor	0	Hart's Location	0	Newton	0	Tuftonboro	0	<i>Dix's Grant</i>	
Keene	39.96	Charlestown	0	Hebron	0	North Hampton	0	Wakefield	0	<i>Dixville</i>	
Nashua	36.66	Chatham	0	Henniker	0	Northfield	0	Walpole	0	<i>Erving's Location</i>	
Rye	35.34	Chester	0	Hill	0	Northumberland	0	Warner	0	<i>Green's Grant</i>	
Derry	33.47	Chesterfield	0	Hinsdale	0	Northwood	0	Warren	0	<i>Hadley's Purchase</i>	
Manchester	31.55	Chichester	0	Holderness	0	Nottingham	0	Washington	0	<i>Kilkenny</i>	
Lebanon	31.51	Clarksville	0	Hollis	0	Orange	0	Waterville Valley	0	<i>Livermore</i>	
Exeter	30.30	Colebrook	0	Hooksett	0	Orford	0	Weare	0	<i>Low and Burbank's Grant</i>	
Boscawen	29.43	Columbia	0	Hopkinton	0	Pelham	0	Webster	0	<i>Martin's Location</i>	
Rochester	28.06	Cornish	0	Jackson	0	Pembroke	0	Wentworth	0	<i>Millsfield</i>	
Winchester	26.61	Croydon	0	Jefferson	0	Piermont	0	Wilmot	0	<i>Odell</i>	
Hampton	25.30	Dalton	0	Kensington	0	Pittsburg	0	Wilton	0	<i>Pinkham's Grant</i>	
Unity	25.05	Danbury	0	Kingston	0	Pittsfield	0	Windsor	0	<i>Sargent's Purchase</i>	
Hudson	21.78	Danville	0	Landaff	0	Plainfield	0	Woodstock	0	<i>Second College Grant</i>	
Hillsborough	17.26	Deerfield	0	Langdon	0	Plaisow	0			<i>Success</i>	
Salem	17.11	Deering	0	Lee	0	Plymouth	0			<i>Thompson and Meserves</i>	
Windham	11.79	Dorchester	0	Lempster	0	Randolph	0			<i>Purchase</i>	
Claremont	10.92	Dublin	0	Lincoln	0	Raymond	0			<i>Wentworth's Location</i>	
Newport	8.51	Dummer	0	Lisbon	0	Richmond	0				
Acworth	0	Dunbarton	0	Litchfield	0	Rindge	0				
Albany	0	Durham	0	Littleton	0	Rollinsford	0				
Alexandria	0	East Kingston	0	Londonderry	0	Roxbury	0				
Allenstown	0	Easton	0	Loudon	0	Rumney	0				
Alstead	0	Eaton	0	Lyman	0	Salisbury	0				

Questions ? Beth.Dugan@umb.edu