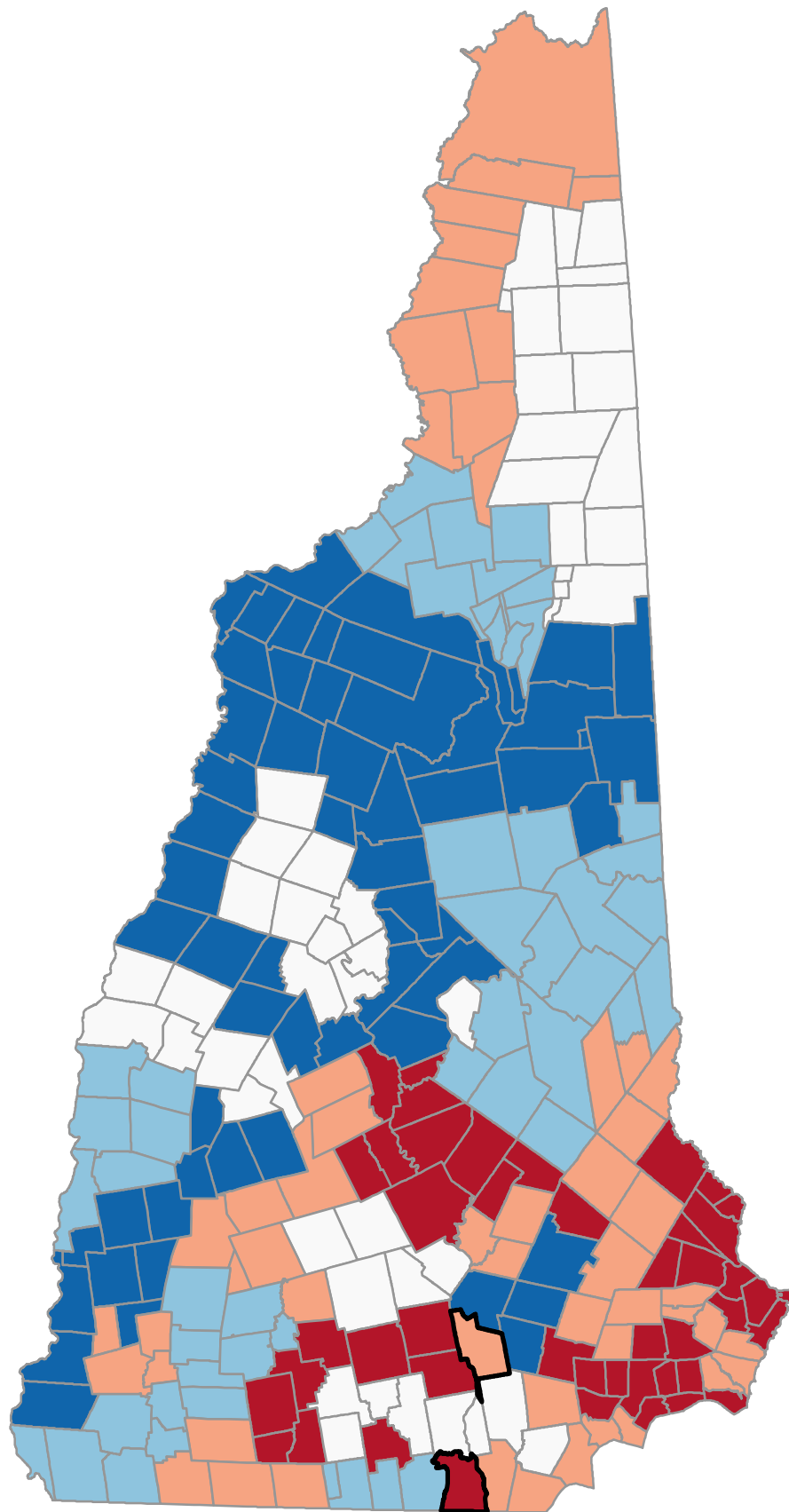
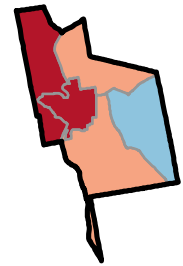


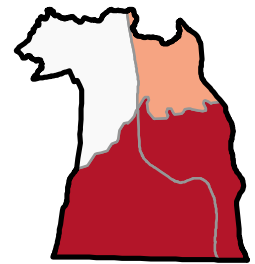
# Hospice Users as Percentage of Medicare Beneficiaries Age 65+ Years



Neighborhood values  
in NH cities



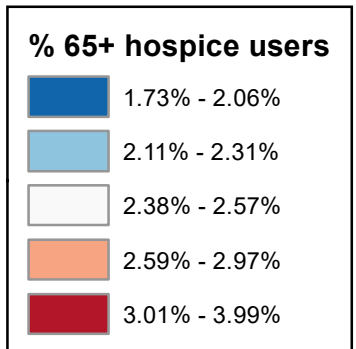
Manchester



Nashua

**State Average: 2.74%**

Source: CMS, 2020-2021



## Hospice Users as Percentage of Medicare Beneficiaries Age 65+ Years

Acworth	1.92%	Dalton	2.25%	Haverhill	1.99%	Nelson	2.17%	South Hampton	3.05%	<b>Manchester</b>	
Albany	1.90%	Danbury	2.00%	Hebron	2.41%	New Boston	3.17%	Springfield	2.50%	Central Manchester	3.09%
Alexandria	2.41%	Danville	3.01%	Henniker	2.50%	New Castle	3.24%	Stark	2.61%	Manchester: West	3.28%
Allenstown	2.60%	Deerfield	2.02%	Hill	2.00%	New Durham	2.82%	Stewartstown	2.61%	Manchester: South	2.97%
Alstead	1.92%	Deering	2.97%	Hillsborough	2.97%	New Hampton	2.00%	Stoddard	2.17%	Manchester: North	2.82%
Alton	2.31%	Derry	2.88%	Hinsdale	2.19%	New Ipswich	2.59%	Stratford	2.82%	Manchester: East	2.15%
Amherst	2.54%	Dorchester	2.41%	Holderness	2.06%	New London	2.50%	Stratford	2.61%		
Andover	2.97%	Dover	3.40%	Hollis	2.31%	Newbury	1.75%	Stratham	2.88%	<b>Nashua</b>	
Antrim	2.17%	Dublin	2.17%	Hooksett	2.02%	Newfields	2.88%	Sugar Hill	1.73%	Nashua: Zip 03060	3.53%
Ashland	2.06%	Dummer	2.50%	Hopkinton	2.50%	Newington	3.24%	Sullivan	2.80%	Nashua: Zip 03062	3.19%
Atkinson	2.67%	Dunbarton	2.50%	Hudson	2.83%	Newmarket	2.88%	Sunapee	1.75%	Nashua: Zip 03063	2.54%
Auburn	2.02%	Durham	3.10%	Jackson	1.90%	Newport	2.23%	Surry	2.80%	Nashua: Zip 03064	2.74%
Barnstead	2.19%	East Kingston	3.05%	Jaffrey	2.59%	Newton	3.05%	Sutton	1.75%		
Barrington	2.82%	Easton	1.73%	Jefferson	2.25%	North Hampton	2.88%	Swanzy	2.19%		
Bartlett	1.90%	Eaton	2.19%	Keene	2.80%	Northfield	3.26%	Tamworth	2.11%		
Bath	1.99%	Effingham	2.19%	Kensington	3.99%	Northumberland	2.61%	Temple	3.52%	<b>Unincorporated Places</b>	
Bedford	3.57%	Ellsworth	2.06%	Kingston	3.05%	Northwood	3.27%	Thornton	2.06%	<i>Atkinson and Gilmanton</i>	
Belmont	2.19%	Enfield	2.48%	Laconia	2.41%	Nottingham	2.88%	Tilton	3.26%	<i>Academy Grant</i>	
Bennington	2.17%	Epping	2.88%	Lancaster	2.25%	Orange	1.86%	Troy	2.17%	<i>Bean's Grant</i>	
Benton	1.99%	Epsom	2.60%	Landaff	1.99%	Orford	1.86%	Tuftonboro	2.11%	<i>Bean's Purchase</i>	
Berlin	2.50%	Errol	2.50%	Langdon	1.92%	Ossipee	2.19%	Unity	2.23%	<i>Cambridge</i>	
Bethlehem	1.73%	Exeter	3.99%	Lebanon	2.48%	Pelham	2.75%	Wakefield	2.19%	<i>Chandler's Purchase</i>	
Boscawen	3.46%	Farmington	2.82%	Lee	3.10%	Pembroke	2.60%	Walpole	1.92%	<i>Crawford's Purchase</i>	
Bow	2.50%	Fitzwilliam	2.59%	Lempster	1.75%	Peterborough	3.52%	Warner	2.97%	<i>Cutt's Grant</i>	
Bradford	2.97%	Francestown	3.52%	Lincoln	2.06%	Piermont	1.86%	Warren	2.41%	<i>Dix's Grant</i>	
Brentwood	3.99%	Franconia	1.73%	Lisbon	1.99%	Pittsburg	2.61%	Washington	2.97%	<i>Dixville</i>	
Bridgewater	2.41%	Franklin	3.26%	Litchfield	2.38%	Pittsfield	3.27%	Waterville Valley	2.06%	<i>Erving's Location</i>	
Bristol	2.41%	Freedom	2.19%	Littleton	1.73%	Plainfield	2.48%	Weare	2.50%	<i>Green's Grant</i>	
Brookfield	2.19%	Fremont	2.88%	Londonderry	2.57%	Plaistow	2.67%	Webster	3.46%	<i>Hadley's Purchase</i>	
Brookline	2.31%	Gilford	2.31%	Loudon	3.27%	Plymouth	2.41%	Wentworth	2.41%	<i>Kilkenny</i>	
Campton	2.06%	Gilmanton	2.19%	Lyman	1.99%	Portsmouth	3.34%	Westmoreland	1.92%	<i>Livermore</i>	
Canaan	1.86%	Gilsun	1.92%	Lyme	1.86%	Randolph	2.25%	Whitefield	2.25%	<i>Low and Burbank's Grant</i>	
Candia	2.02%	Goffstown	3.17%	Lyndeborough	2.54%	Raymond	2.88%	Wilmot	2.50%	<i>Martin's Location</i>	
Canterbury	3.27%	Gorham	2.50%	Madbury	3.10%	Richmond	2.19%	Wilton	2.54%	<i>Millsfield</i>	
Carroll	2.25%	Goshen	1.75%	Madison	1.90%	Rindge	2.59%	Winchester	2.19%	<i>Odell</i>	
Center Harbor	2.00%	Grafton	1.86%	Manchester	2.92%	Rochester	3.70%	Windham	2.57%	<i>Pinkham's Grant</i>	
Charlestown	2.23%	Grantham	2.48%	Marlborough	2.17%	Rollinsford	3.18%	Windsor	2.97%	<i>Sargent's Purchase</i>	
Chatham	1.90%	Greenfield	3.52%	Marlow	1.92%	Roxbury	2.80%	Wolfeboro	2.22%	<i>Second College Grant</i>	
Chester	3.01%	Greenland	3.24%	Mason	2.31%	Rumney	2.41%	Woodstock	2.06%	<i>Success</i>	
Chesterfield	1.92%	Greenville	2.31%	Meredith	2.00%	Rye	3.24%			<i>Thompson and Meserves</i>	
Chichester	3.27%	Groton	2.41%	Merrimack	2.38%	Salem	2.92%			<i>Purchase</i>	
Claremont	2.23%	Hale's Location	1.90%	Middleton	2.82%	Salisbury	2.97%			<i>Wentworth's Location</i>	
Clarksville	2.61%	Hampstead	3.01%	Milan	2.50%	Sanbornton	2.00%				
Colebrook	2.61%	Hampton	2.68%	Milford	3.41%	Sandown	3.01%				
Columbia	2.61%	Hampton Falls	2.68%	Milton	2.82%	Sandwich	2.11%				
Concord	3.46%	Hancock	2.17%	Monroe	1.99%	Seabrook	3.05%				
Conway	1.90%	Hanover	1.86%	Mont Vernon	2.54%	Sharon	3.52%				
Cornish	2.23%	Harrisville	2.17%	Moultonborough	2.11%	Shelburne	2.50%				
Croydon	2.23%	Hart's Location	1.90%	Nashua	3.08%	Somersworth	3.18%				



Point32Health  
Foundation

In partnership with  
Harvard Pilgrim  
Health Care  
a Point32Health company

## Hospice Users as Percentage of Medicare Beneficiaries Age 65+ Years (Ranked)

Brentwood	3.99%	Salisbury	2.97%	Lyndeborough	2.54%	Croydon	2.23%	Benton	1.99%	<b>Manchester</b>	
Exeter	3.99%	Warner	2.97%	Mont Vernon	2.54%	Newport	2.23%	Haverhill	1.99%	Manchester: West	3.28%
Kensington	3.99%	Washington	2.97%	Wilton	2.54%	Unity	2.23%	Landaff	1.99%	Central Manchester	3.09%
Rochester	3.70%	Windsor	2.97%	Berlin	2.50%	Wolfeboro	2.22%	Lisbon	1.99%	Manchester: South	2.97%
Bedford	3.57%	Salem	2.92%	Dummer	2.50%	Hinsdale	2.19%	Lyman	1.99%	Manchester: North	2.82%
Fracestown	3.52%	Manchester	2.92%	Errol	2.50%	Richmond	2.19%	Monroe	1.99%	Manchester: East	2.15%
Greenfield	3.52%	Newfields	2.88%	Gorham	2.50%	Swanzy	2.19%	Acworth	1.92%		
Peterborough	3.52%	Newmarket	2.88%	Milan	2.50%	Winchester	2.19%	Alstead	1.92%	<b>Nashua</b>	
Sharon	3.52%	North Hampton	2.88%	Shelburne	2.50%	Brookfield	2.19%	Chesterfield	1.92%	Nashua: Zip 03060	3.53%
Temple	3.52%	Stratham	2.88%	New London	2.50%	Eaton	2.19%	Gilsum	1.92%	Nashua: Zip 03062	3.19%
Boscawen	3.46%	Epping	2.88%	Springfield	2.50%	Effingham	2.19%	Langdon	1.92%	Nashua: Zip 03064	2.74%
Concord	3.46%	Fremont	2.88%	Wilmot	2.50%	Freedom	2.19%	Marlow	1.92%	Nashua: Zip 03063	2.54%
Webster	3.46%	Nottingham	2.88%	Bow	2.50%	Ossipee	2.19%	Walpole	1.92%		
Milford	3.41%	Raymond	2.88%	Dunbarton	2.50%	Wakefield	2.19%	Westmoreland	1.92%		
Dover	3.40%	Derry	2.88%	Henniker	2.50%	Barnstead	2.19%	Albany	1.90%		
Portsmouth	3.34%	Hudson	2.83%	Hopkinton	2.50%	Belmont	2.19%	Bartlett	1.90%		
Canterbury	3.27%	Barrington	2.82%	Weare	2.50%	Gilmanton	2.19%	Chatham	1.90%	<b>Unincorporated Places</b>	
Chichester	3.27%	Farmington	2.82%	Enfield	2.48%	Antrim	2.17%	Conway	1.90%	<i>Atkinson and Gilmanton</i>	
Loudon	3.27%	Middleton	2.82%	Grantham	2.48%	Bennington	2.17%	Hale's Location	1.90%	<i>Academy Grant</i>	
Northwood	3.27%	Milton	2.82%	Lebanon	2.48%	Dublin	2.17%	Hart's Location	1.90%	<i>Bean's Grant</i>	
Pittsfield	3.27%	New Durham	2.82%	Plainfield	2.48%	Hancock	2.17%	Jackson	1.90%	<i>Bean's Purchase</i>	
Franklin	3.26%	Strafford	2.82%	Alexandria	2.41%	Harrisville	2.17%	Madison	1.90%	<i>Cambridge</i>	
Northfield	3.26%	Keene	2.80%	Bridgewater	2.41%	Marlborough	2.17%	Sunapee	1.86%	<i>Chandler's Purchase</i>	
Tilton	3.26%	Roxbury	2.80%	Bristol	2.41%	Nelson	2.17%	Grafton	1.86%	<i>Crawford's Purchase</i>	
Greenland	3.24%	Sullivan	2.80%	Dorchester	2.41%	Stoddard	2.17%	Hanover	1.86%	<i>Cutt's Grant</i>	
New Castle	3.24%	Surry	2.80%	Groton	2.41%	Troy	2.17%	Lyme	1.86%	<i>Dix's Grant</i>	
Newington	3.24%	Pelham	2.75%	Hebron	2.41%	Moultonborough	2.11%	Orange	1.86%	<i>Dixville</i>	
Rye	3.24%	Hampton	2.68%	Plymouth	2.41%	Sandwich	2.11%	Orford	1.86%	<i>Erving's Location</i>	
Rollinsford	3.18%	Hampton Falls	2.68%	Rumney	2.41%	Tamworth	2.11%	Piermont	1.86%	<i>Green's Grant</i>	
Somersworth	3.18%	Atkinson	2.67%	Warren	2.41%	Tuftonboro	2.11%	Goshen	1.75%	<i>Hadley's Purchase</i>	
Goffstown	3.17%	Plaistow	2.67%	Wentworth	2.41%	Ashland	2.06%	Lempster	1.75%	<i>Kilkenny</i>	
New Boston	3.17%	Clarksville	2.61%	Laconia	2.41%	Campton	2.06%	Newbury	1.75%	<i>Livermore</i>	
Durham	3.10%	Colebrook	2.61%	Litchfield	2.38%	Ellsworth	2.06%	Sunapee	1.75%	<i>Low and Burbank's Grant</i>	
Lee	3.10%	Columbia	2.61%	Merrimack	2.38%	Holderness	2.06%	Sutton	1.75%	<i>Martin's Location</i>	
Madbury	3.10%	Northumberland	2.61%	Brookline	2.31%	Lincoln	2.06%	Bethlehem	1.73%	<i>Millsfield</i>	
Nashua	3.08%	Pittsburg	2.61%	Greenville	2.31%	Thornton	2.06%	Easton	1.73%	<i>Odell</i>	
East Kingston	3.05%	Stark	2.61%	Hollis	2.31%	Waterville Valley	2.06%	Franconia	1.73%	<i>Pinkham's Grant</i>	
Kingston	3.05%	Stewartstown	2.61%	Mason	2.31%	Woodstock	2.06%	Littleton	1.73%	<i>Sargent's Purchase</i>	
Newton	3.05%	Stratford	2.61%	Alton	2.31%	Auburn	2.02%	Sugar Hill	1.73%	<i>Second College Grant</i>	
Seabrook	3.05%	Allenstown	2.60%	Gilford	2.31%	Candia	2.02%			<i>Success</i>	
South Hampton	3.05%	Epsom	2.60%	Carroll	2.25%	Deerfield	2.02%			<i>Thompson and Meserves</i>	
Chester	3.01%	Pembroke	2.60%	Dalton	2.25%	Hooksett	2.02%			<i>Purchase</i>	
Danville	3.01%	Fitzwilliam	2.59%	Jefferson	2.25%	Center Harbor	2.00%			<i>Wentworth's Location</i>	
Hampstead	3.01%	Jaffrey	2.59%	Lancaster	2.25%	Danbury	2.00%				
Sandown	3.01%	New Ipswich	2.59%	Randolph	2.25%	Hill	2.00%				
Andover	2.97%	Rindge	2.59%	Whitefield	2.25%	Meredith	2.00%				
Bradford	2.97%	Londonderry	2.57%	Charlestown	2.23%	New Hampton	2.00%				
Deering	2.97%	Windham	2.57%	Claremont	2.23%	Sanbornton	2.00%				
Hillsborough	2.97%	Amherst	2.54%	Cornish	2.23%	Bath	1.99%				