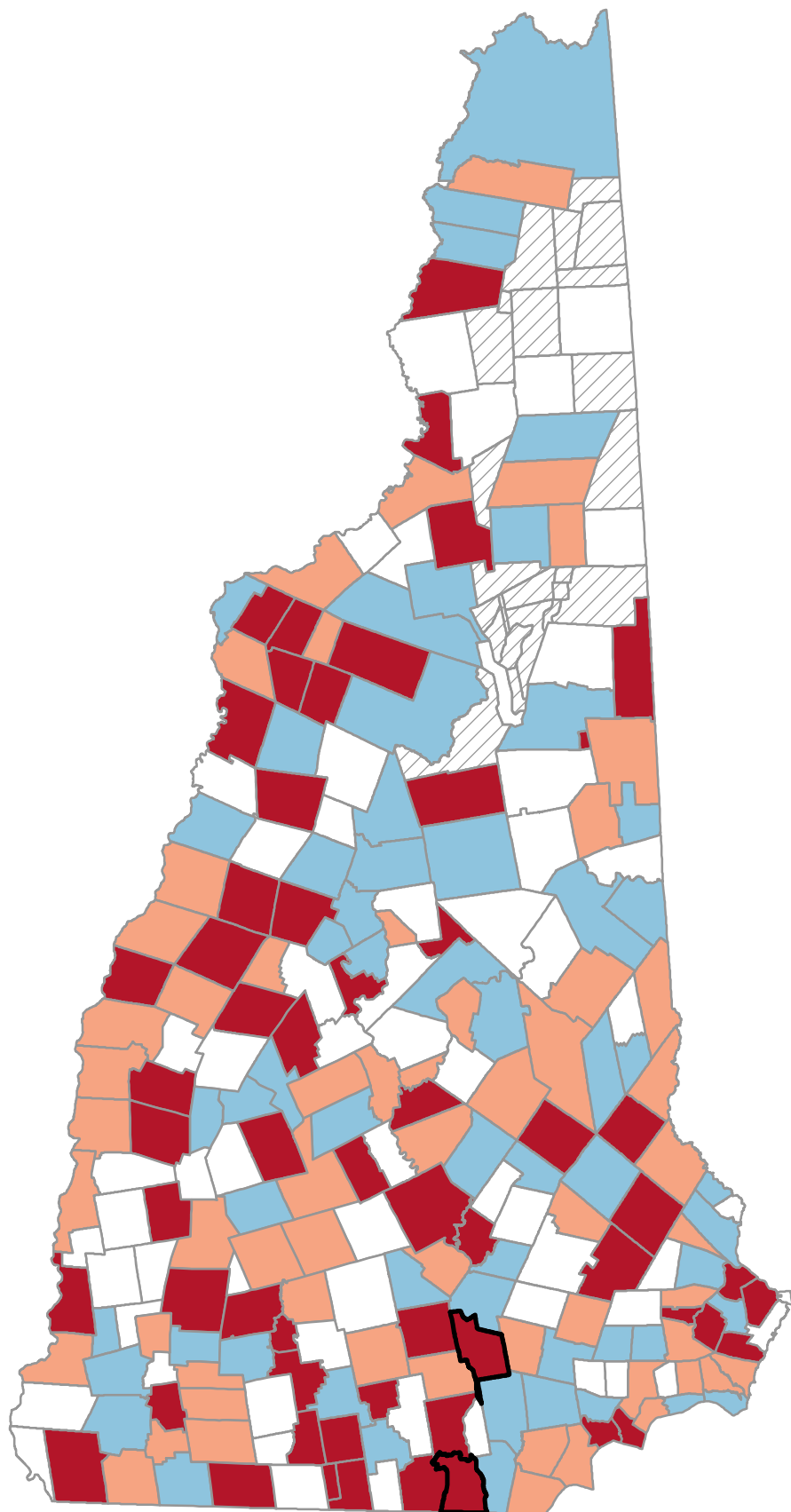
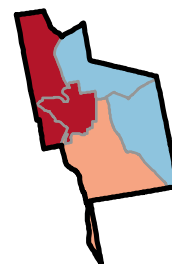


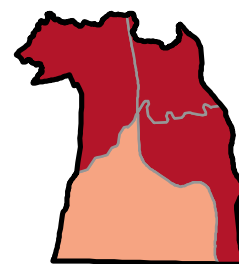
Percentage of Population Age 65+ Years who are other Race(s)



Neighborhood values
in NH cities



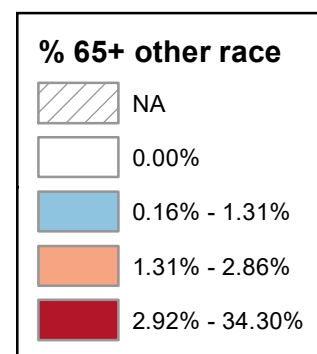
Manchester



Nashua

State Average: 2.34%

Source: ACS, 2018-2022



Percentage of Population Age 65+ Years who are other Race(s)

Acworth	0%	Dalton	0%	Haverhill	3.22%	Nelson	1.27%	South Hampton	0.62%	Manchester	
Albany	0%	Danbury	5.38%	Hebron	0.63%	New Boston	2.21%	Springfield	0%	Central Manchester	9.07%
Alexandria	0%	Danville	0%	Henniker	2.24%	New Castle	0%	Stark	0%	Manchester: West	3.82%
Allenstown	0.87%	Deerfield	0%	Hill	0%	New Durham	1.27%	Stewartstown	0.56%	Manchester: South	1.50%
Alstead	0%	Deering	1.34%	Hillsborough	2.16%	New Hampton	0%	Stoddard	4.26%	Manchester: North	0.77%
Alton	1.88%	Derry	0.62%	Hinsdale	0%	New Ipswich	0%	Strafford	0.89%	Manchester: East	0.29%
Amherst	0%	Dorchester	34.30%	Holderness	0%	New London	0.76%	Stratford	0%		
Andover	1.86%	Dover	1.05%	Hollis	3.20%	Newbury	0%	Stratham	3.53%	Nashua	
Antrim	4.28%	Dublin	2.48%	Hooksett	1.03%	Newfields	5.65%	Sugar Hill	2.08%	Nashua: Zip 03060	4.19%
Ashland	2.72%	Dummer	0%	Hopkinton	0%	Newington	5.49%	Sullivan	2.33%	Nashua: Zip 03062	2.78%
Atkinson	5.11%	Dunbarton	0.80%	Hudson	0.67%	Newmarket	2.10%	Sunapee	0.56%	Nashua: Zip 03063	4.12%
Auburn	1.93%	Durham	0.48%	Jackson	0%	Newport	7.77%	Surry	1.23%	Nashua: Zip 03064	5.98%
Barnstead	4.24%	East Kingston	0%	Jaffrey	1.84%	Newton	2.09%	Sutton	15.54%		
Barrington	5.99%	Easton	4.90%	Jefferson	5.36%	North Hampton	6.17%	Swanzy	1.07%		
Bartlett	0.63%	Eaton	0.68%	Keene	0.91%	Northfield	8.31%	Tamworth	0%		
Bath	2.23%	Effingham	1.29%	Kensington	2.32%	Northumberland	3.62%	Temple	8.65%	Unincorporated Places	
Bedford	2.86%	Ellsworth	0%	Kingston	1.46%	Northwood	2.46%	Thornton	1.13%	<i>Atkinson and Gilmanton</i>	
Belmont	0%	Enfield	1.67%	Laconia	1.86%	Nottingham	6.94%	Tilton	2.35%	<i>Academy Grant</i>	
Bennington	10.00%	Epping	0%	Lancaster	1.37%	Orange	1.37%	Troy	2.43%	<i>Bean's Grant</i>	
Benton	0.70%	Epsom	0%	Landaff	2.92%	Orford	0.60%	Tuftsboro	0%	<i>Bean's Purchase</i>	
Berlin	1.77%	Errol	0%	Langdon	0%	Ossipee	1.27%	Unity	0%	<i>Cambridge</i>	
Bethlehem	0.16%	Exeter	2.75%	Lebanon	4.35%	Pelham	1.82%	Wakefield	1.71%	<i>Chandler's Purchase</i>	
Boscawen	0%	Farmington	4.85%	Lee	0%	Pembroke	3.78%	Walpole	4.93%	<i>Crawford's Purchase</i>	
Bow	1.77%	Fitzwilliam	0.37%	Lempster	5.21%	Peterborough	0%	Warner	2.27%	<i>Cutt's Grant</i>	
Bradford	0.56%	Francestown	0%	Lincoln	0.24%	Piermont	0%	Warren	6.44%	<i>Dix's Grant</i>	
Brentwood	0.74%	Franconia	3.56%	Lisbon	5.00%	Pittsburg	0.85%	Washington	1.63%	<i>Dixville</i>	
Bridgewater	0.67%	Franklin	1.73%	Litchfield	0%	Pittsfield	1.08%	Waterville Valley	9.68%	<i>Erving's Location</i>	
Bristol	3.64%	Freedom	0%	Littleton	1.63%	Plainfield	1.54%	Weare	0%	<i>Green's Grant</i>	
Brookfield	0%	Fremont	1.31%	Londonderry	0.73%	Plaislow	3.39%	Webster	4.35%	<i>Hadley's Purchase</i>	
Brookline	0%	Gilford	0.32%	Loudon	1.12%	Plymouth	0.23%	Wentworth	0%	<i>Kilkenny</i>	
Campton	0.52%	Gilmanton	2.81%	Lyman	8.47%	Portsmouth	9.24%	Westmoreland	1.49%	<i>Livermore</i>	
Canaan	3.10%	Gilsom	0%	Lyme	2.01%	Randolph	0.76%	Whitefield	0%	<i>Low and Burbank's Grant</i>	
Candia	0%	Goffstown	3.02%	Lyndeborough	0.58%	Raymond	1.72%	Wilmot	0.67%	<i>Martin's Location</i>	
Canterbury	1.42%	Gorham	1.56%	Madbury	2.67%	Richmond	2.19%	Wilton	3.55%	<i>Millsfield</i>	
Carroll	0.39%	Goshen	0%	Madison	1.96%	Rindge	11.98%	Winchester	6.64%	<i>Odell</i>	
Center Harbor	4.90%	Grafton	5.83%	Manchester	3.35%	Rochester	1.39%	Windham	1.53%	<i>Pinkham's Grant</i>	
Charlestown	2.48%	Grantham	0%	Marlborough	4.85%	Rollinsford	0%	Windsor	0%	<i>Sargent's Purchase</i>	
Chatham	3.45%	Greenfield	3.75%	Marlow	0%	Roxbury	0%	Wolfeboro	2.75%	<i>Second College Grant</i>	
Chester	0.96%	Greenland	0.48%	Mason	9.32%	Rumney	0.70%	Woodstock	0%	<i>Success</i>	
Chesterfield	0%	Greenville	21.50%	Meredith	1.19%	Rye	0%			<i>Thompson and Meserves</i>	
Chichester	0%	Groton	6.92%	Merrimack	3.29%	Salem	2.64%			<i>Purchase</i>	
Claremont	1.47%	Hale's Location	4.59%	Middleton	0.39%	Salisbury	0.50%			<i>Wentworth's Location</i>	
Clarksville	1.47%	Hampstead	0.81%	Milan	0.96%	Sanbornton	0%				
Colebrook	0.20%	Hampton	1.82%	Milford	0.72%	Sandown	0%				
Columbia	4.32%	Hampton Falls	2.64%	Milton	1.46%	Sandwich	0.38%				
Concord	3.85%	Hancock	1.22%	Monroe	0.92%	Seabrook	0.75%				
Conway	2.86%	Hanover	1.31%	Mont Vernon	5.15%	Sharon	0%				
Cornish	2.17%	Harrisville	1.72%	Moultonborough	0%	Shelburne	0%				
Croydon	8.70%	Hart's Location	0%	Nashua	4.54%	Somersworth	0.46%				

Percentage of Population Age 65+ Years who are other Race(s) (Ranked)

Dorchester	34.30%	Chatham	3.45%	Wakefield	1.71%	Eaton	0.68%	Freedom	0%	Manchester	
Greenville	21.50%	Plaistow	3.39%	Enfield	1.67%	Hudson	0.67%	Gilsum	0%	Central Manchester	9.07%
Sutton	15.54%	Manchester	3.35%	Littleton	1.63%	Wilmot	0.67%	Goshen	0%	Manchester: West	3.82%
Rindge	11.98%	Merrimack	3.29%	Washington	1.63%	Bridgewater	0.67%	Grantham	0%	Manchester: South	1.50%
Bennington	10.00%	Haverhill	3.22%	Gorham	1.56%	Bartlett	0.63%	Hart's Location	0%	Manchester: North	0.77%
Waterville Valley	9.68%	Hollis	3.20%	Plainfield	1.54%	Hebron	0.63%	Hill	0%	Manchester: East	0.29%
Mason	9.32%	Canaan	3.10%	Windham	1.53%	South Hampton	0.62%	Hinsdale	0%		
Portsmouth	9.24%	Goffstown	3.02%	Westmoreland	1.49%	Derry	0.62%	Holderness	0%	Nashua	
Croydon	8.70%	Landaff	2.92%	Claremont	1.47%	Orford	0.60%	Hopkinton	0%	Nashua: Zip 03064	5.98%
Temple	8.65%	Bedford	2.86%	Clarksville	1.47%	Lyndeborough	0.58%	Jackson	0%	Nashua: Zip 03060	4.19%
Lyman	8.47%	Conway	2.86%	Milton	1.46%	Sunapee	0.56%	Langdon	0%	Nashua: Zip 03063	4.12%
Northfield	8.31%	Gilmanton	2.81%	Kingston	1.46%	Bradford	0.56%	Lee	0%	Nashua: Zip 03062	2.78%
Newport	7.77%	Exeter	2.75%	Canterbury	1.42%	Stewartstown	0.56%	Litchfield	0%		
Nottingham	6.94%	Wolfeboro	2.75%	Rochester	1.39%	Campton	0.52%	Marlow	0%		
Groton	6.92%	Ashland	2.72%	Lancaster	1.37%	Salisbury	0.50%	Moultonborough	0%		
Winchester	6.64%	Madbury	2.67%	Orange	1.37%	Greenland	0.48%	New Castle	0%		
Warren	6.44%	Salem	2.64%	Deering	1.34%	Durham	0.48%	New Hampton	0%	Unincorporated Places	
North Hampton	6.17%	Hampton Falls	2.64%	Hanover	1.31%	Somersworth	0.46%	New Ipswich	0%	<i>Atkinson and Gilmanton</i>	
Barrington	5.99%	Dublin	2.48%	Fremont	1.31%	Carroll	0.39%	Newbury	0%	<i>Academy Grant</i>	
Grafton	5.83%	Charlestown	2.48%	Effingham	1.29%	Middleton	0.39%	Peterborough	0%	<i>Bean's Grant</i>	
Newfields	5.65%	Northwood	2.46%	Nelson	1.27%	Sandwich	0.38%	Piermont	0%	<i>Bean's Purchase</i>	
Newington	5.49%	Troy	2.43%	New Durham	1.27%	Fitzwilliam	0.37%	Rollinsford	0%	<i>Cambridge</i>	
Danbury	5.38%	Tilton	2.35%	Ossipee	1.27%	Gilford	0.32%	Tuftonboro	0%	<i>Chandler's Purchase</i>	
Jefferson	5.36%	Sullivan	2.33%	Surry	1.23%	Lincoln	0.24%	Rye	0%	<i>Crawford's Purchase</i>	
Lempster	5.21%	Kensington	2.32%	Hancock	1.22%	Plymouth	0.23%	Sanbornton	0%	<i>Cutt's Grant</i>	
Mont Vernon	5.15%	Warner	2.27%	Meredith	1.19%	Colebrook	0.20%	Sandown	0%	<i>Dix's Grant</i>	
Atkinson	5.11%	Henniker	2.24%	Thornton	1.13%	Bethlehem	0.16%	Sharon	0%	<i>Dixville</i>	
Lisbon	5.00%	Bath	2.23%	Loudon	1.12%	Acworth	0%	Shelburne	0%	<i>Erving's Location</i>	
Walpole	4.93%	New Boston	2.21%	Pittsfield	1.08%	Albany	0%	Springfield	0%	<i>Green's Grant</i>	
Center Harbor	4.90%	Richmond	2.19%	Swanzy	1.07%	Alexandria	0%	Stark	0%	<i>Hadley's Purchase</i>	
Easton	4.90%	Cornish	2.17%	Dover	1.05%	Alstead	0%	Stratford	0%	<i>Kilkenny</i>	
Farmington	4.85%	Hillsborough	2.16%	Hooksett	1.03%	Amherst	0%	Tamworth	0%	<i>Livermore</i>	
Marlborough	4.85%	Newmarket	2.10%	Milan	0.96%	Belmont	0%	Tuftonboro	0%	<i>Low and Burbank's Grant</i>	
Hale's Location	4.59%	Newton	2.09%	Chester	0.96%	Boscawen	0%	Unity	0%	<i>Martin's Location</i>	
Nashua	4.54%	Sugar Hill	2.08%	Monroe	0.92%	Brookfield	0%	Weare	0%	<i>Millsfield</i>	
Webster	4.35%	Lyme	2.01%	Keene	0.91%	Brookline	0%	Wentworth	0%	<i>Odell</i>	
Lebanon	4.35%	Madison	1.96%	Strafford	0.89%	Candia	0%	Whitefield	0%	<i>Pinkham's Grant</i>	
Columbia	4.32%	Auburn	1.93%	Allenstown	0.87%	Chesterfield	0%	Windsor	0%	<i>Sargent's Purchase</i>	
Antrim	4.28%	Alton	1.88%	Pittsburg	0.85%	Chichester	0%	Woodstock	0%	<i>Second College Grant</i>	
Stoddard	4.26%	Andover	1.86%	Hampstead	0.81%	Dalton	0%		0%	<i>Success</i>	
Barnstead	4.24%	Laconia	1.86%	Dunbarton	0.80%	Danville	0%		0%	<i>Thompson and Meserves</i>	
Concord	3.85%	Jaffrey	1.84%	Randolph	0.76%	Deerfield	0%		0%	<i>Purchase</i>	
Pembroke	3.78%	Hampton	1.82%	New London	0.76%	Dummer	0%		0%	<i>Wentworth's Location</i>	
Greenfield	3.75%	Pelham	1.82%	Seabrook	0.75%	East Kingston	0%		0%		
Bristol	3.64%	Bow	1.77%	Brentwood	0.74%	Ellsworth	0%		0%		
Northumberland	3.62%	Berlin	1.77%	Londonderry	0.73%	Epping	0%		0%		
Franconia	3.56%	Franklin	1.73%	Milford	0.72%	Epsom	0%		0%		
Wilton	3.55%	Raymond	1.72%	Benton	0.70%	Errol	0%		0%		
Stratham	3.53%	Harrisville	1.72%	Rumney	0.70%	Francestown	0%		0%		