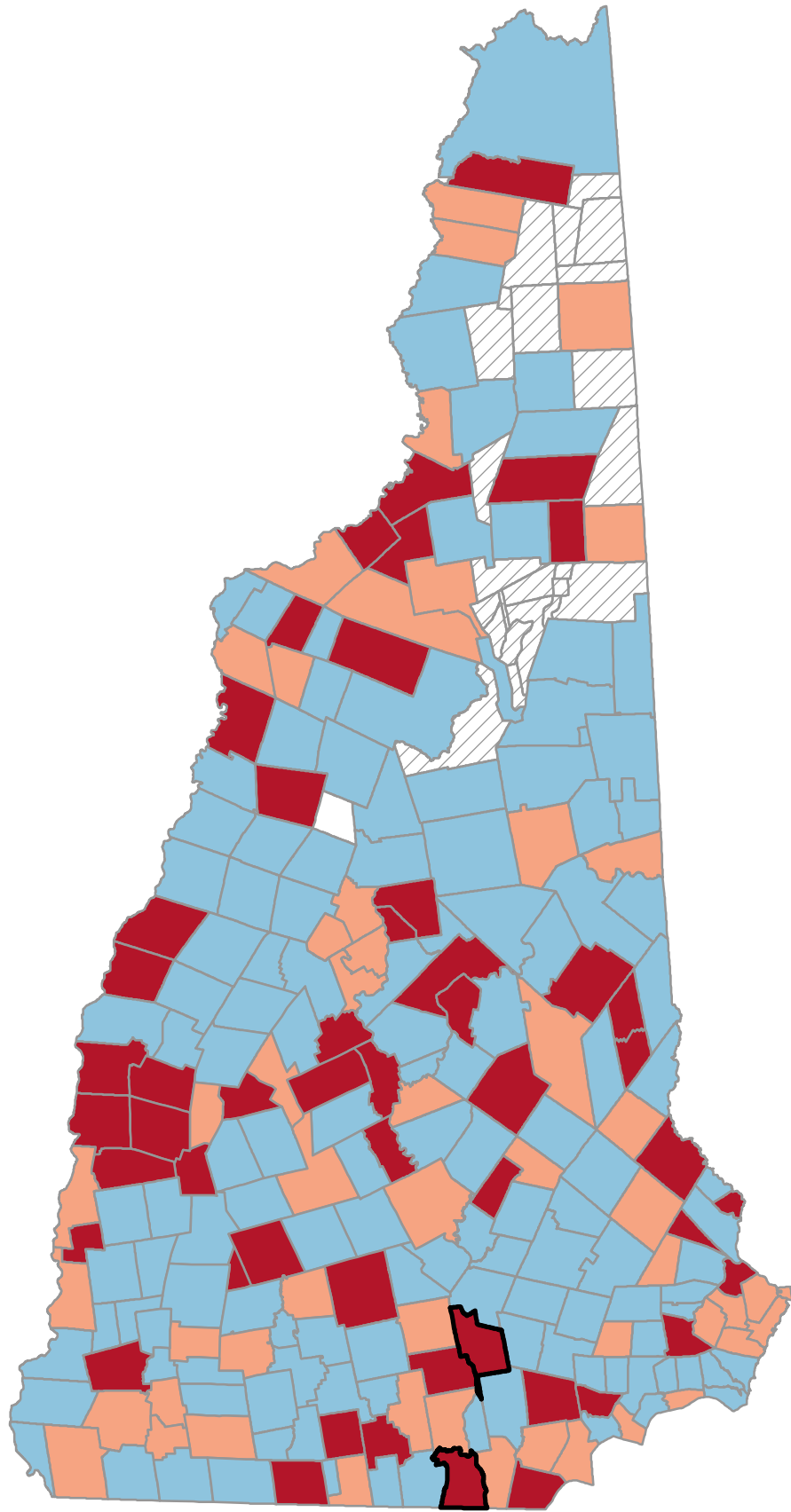
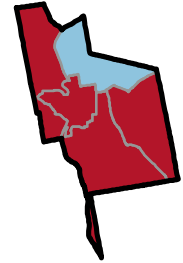


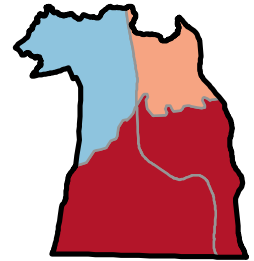
Percentage of Population Age 65+ Years who are Widowed



Neighborhood values
in NH cities



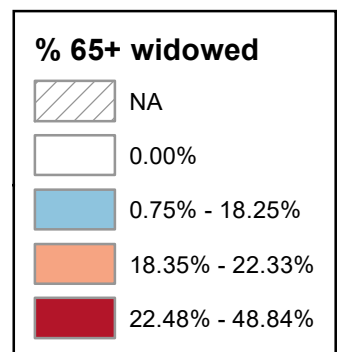
Manchester



Nashua

State Average: 19.98%

Source: ACS, 2018-2022



Percentage of Population Age 65+ Years who are Widowed

Acworth	16.48%	Dalton	31.37%	Haverhill	37.95%	Nelson	19.75%	South Hampton	22.22%	Manchester	
Albany	7.50%	Danbury	7.91%	Hebron	19.81%	New Boston	10.58%	Springfield	11.45%	Central Manchester	25.58%
Alexandria	15.05%	Danville	15.83%	Henniker	0.75%	New Castle	19.57%	Stark	12.68%	Manchester: West	36.05%
Allenstown	15.30%	Deerfield	11.39%	Hill	23.78%	New Durham	8.25%	Stewartstown	20.17%	Manchester: South	27.60%
Alstead	10.45%	Deering	19.03%	Hillsborough	30.02%	New Hampton	9.95%	Stoddard	13.19%	Manchester: North	14.35%
Alton	21.07%	Derry	24.55%	Hinsdale	14.56%	New Ipswich	27.39%	Stratford	13.03%	Manchester: East	28.02%
Amherst	19.79%	Dorchester	5.23%	Holderness	23.26%	New London	24.62%	Stratford	10.36%		
Andover	24.16%	Dover	17.39%	Hollis	10.73%	Newbury	17.13%	Stratham	20.69%	Nashua	
Antrim	8.33%	Dublin	10.61%	Hooksett	17.96%	Newfields	12.17%	Sugar Hill	13.54%	Nashua: Zip 03060	25.25%
Ashland	24.90%	Dummer	17.39%	Hopkinton	7.68%	Newington	24.18%	Sullivan	17.83%	Nashua: Zip 03062	25.09%
Atkinson	14.11%	Dunbarton	5.79%	Hudson	18.55%	Newmarket	15.35%	Sunapee	20.07%	Nashua: Zip 03063	17.69%
Auburn	15.47%	Durham	18.03%	Jackson	3.97%	Newport	24.53%	Surry	13.58%	Nashua: Zip 03064	19.00%
Barnstead	17.06%	East Kingston	13.40%	Jaffrey	21.63%	Newton	15.84%	Sutton	2.84%		
Barrington	19.27%	Easton	4.90%	Jefferson	14.29%	North Hampton	21.50%	Swanzy	19.83%		
Bartlett	10.25%	Eaton	8.16%	Keene	25.32%	Northfield	21.66%	Tamworth	20.38%		
Bath	20.38%	Effingham	6.77%	Kensington	15.21%	Northumberland	19.81%	Temple	16.83%		
Bedford	27.28%	Ellsworth	0%	Kingston	12.37%	Northwood	9.55%	Thornton	9.79%	Unincorporated Places	
Belmont	15.62%	Enfield	10.53%	Laconia	23.53%	Nottingham	11.51%	Tilton	18.10%	<i>Atkinson and Gilmanton</i>	
Bennington	9.05%	Epping	15.88%	Lancaster	29.63%	Orange	10.96%	Troy	20.36%	<i>Academy Grant</i>	
Benton	11.97%	Epsom	14.42%	Landaff	21.90%	Orford	14.16%	Tuftonboro	12.47%	<i>Bean's Grant</i>	
Berlin	29.98%	Errol	19.13%	Langdon	24.14%	Ossipee	15.22%	Unity	30.06%	<i>Bean's Purchase</i>	
Bethlehem	20.33%	Exeter	30.83%	Lebanon	24.11%	Pelham	24.70%	Wakefield	12.42%	<i>Cambridge</i>	
Boscawen	30.89%	Farmington	18.55%	Lee	19.71%	Pembroke	12.93%	Walpole	21.40%	<i>Chandler's Purchase</i>	
Bow	17.55%	Fitzwilliam	5.04%	Lempster	18.23%	Peterborough	9.82%	Warner	19.49%	<i>Crawford's Purchase</i>	
Bradford	7.89%	Francestown	15.43%	Lincoln	5.58%	Piermont	12.66%	Warren	22.75%	<i>Cutt's Grant</i>	
Brentwood	15.09%	Franconia	24.43%	Lisbon	25.62%	Pittsburg	9.89%	Washington	10.75%	<i>Dix's Grant</i>	
Bridgewater	22.33%	Franklin	32.60%	Litchfield	12.41%	Pittsfield	20.06%	Waterville Valley	9.68%	<i>Dixville</i>	
Bristol	18.36%	Freedom	18.60%	Littleton	20.95%	Plainfield	16.22%	Weare	24.45%	<i>Erving's Location</i>	
Brookfield	24.60%	Fremont	20.50%	Londonderry	18.25%	Plaislow	21.48%	Webster	12.73%	<i>Green's Grant</i>	
Brookline	8.73%	Gilford	15.55%	Loudon	12.75%	Plymouth	18.35%	Wentworth	15.08%	<i>Hadley's Purchase</i>	
Campton	17.78%	Gilmanton	27.47%	Lyman	16.10%	Portsmouth	21.77%	Westmoreland	9.40%	<i>Kilkenny</i>	
Canaan	13.80%	Gilsun	11.67%	Lyme	14.99%	Randolph	16.79%	Whitefield	25.25%	<i>Livermore</i>	
Candia	13.70%	Goffstown	19.48%	Lyndeborough	11.37%	Raymond	11.30%	Wilmot	20.88%	<i>Low and Burbank's Grant</i>	
Canterbury	12.40%	Gorham	23.34%	Madbury	24.89%	Richmond	15.05%	Wilton	24.59%	<i>Martin's Location</i>	
Carroll	20.39%	Goshen	48.84%	Madison	12.35%	Rindge	15.58%	Winchester	19.91%	<i>Millsfield</i>	
Center Harbor	5.41%	Grafton	10.83%	Manchester	26.70%	Rochester	26.45%	Windham	18.61%	<i>Odell</i>	
Charlestown	21.97%	Grantham	8.91%	Marlborough	21.68%	Rollinsford	43.41%	Windsor	25.00%	<i>Pinkham's Grant</i>	
Chatham	5.75%	Greenfield	7.81%	Marlow	13.64%	Roxbury	18.18%	Wolfeboro	28.01%	<i>Sargent's Purchase</i>	
Chester	9.03%	Greenland	19.13%	Mason	21.19%	Rumney	18.12%	Woodstock	12.37%	<i>Second College Grant</i>	
Chesterfield	12.32%	Greenville	8.03%	Meredith	25.98%	Rye	20.25%			<i>Success</i>	
Chichester	22.85%	Groton	11.54%	Merrimack	19.26%	Salem	20.35%			<i>Thompson and Meserves</i>	
Claremont	27.74%	Hale's Location	11.93%	Middleton	22.48%	Salisbury	14.14%			<i>Purchase</i>	
Clarksville	25.00%	Hampstead	26.23%	Milan	8.36%	Sanbornton	9.79%			<i>Wentworth's Location</i>	
Colebrook	19.04%	Hampton	16.98%	Milford	28.04%	Sandown	8.51%				
Columbia	17.90%	Hampton Falls	4.67%	Milton	10.80%	Sandwich	8.22%				
Concord	19.52%	Hancock	20.42%	Monroe	12.84%	Seabrook	17.59%				
Conway	16.75%	Hanover	25.29%	Mont Vernon	9.56%	Sharon	5.15%				
Cornish	31.05%	Harrisville	9.28%	Moultonborough	11.34%	Shelburne	19.78%				
Croydon	30.43%	Hart's Location	16.00%	Nashua	23.84%	Somersworth	15.96%				



Point32Health
Foundation

In partnership with
Harvard Pilgrim
Health Care
a Point32Health company

Percentage of Population Age 65+ Years who are Widowed (Ranked)

Goshen	48.84%	Warren	22.75%	Freedom	18.60%	Jefferson	14.29%	Pittsburg	9.89%	Manchester	
Rollinsford	43.41%	Middleton	22.48%	Hudson	18.55%	Orford	14.16%	Peterborough	9.82%	Manchester: East	36.05%
Haverhill	37.95%	Bridgewater	22.33%	Farmington	18.55%	Salisbury	14.14%	Thornton	9.79%	Manchester: West	28.02%
Franklin	32.60%	South Hampton	22.22%	Bristol	18.36%	Atkinson	14.11%	Sanbornton	9.79%	Manchester: South	27.60%
Dalton	31.37%	Charlestown	21.97%	Plymouth	18.35%	Canaan	13.80%	Waterville Valley	9.68%	Central Manchester	25.58%
Cornish	31.05%	Landaff	21.90%	Londonderry	18.25%	Candia	13.70%	Mont Vernon	9.56%	Manchester: North	14.35%
Boscawen	30.89%	Portsmouth	21.77%	Lempster	18.23%	Marlow	13.64%	Northwood	9.55%		
Exeter	30.83%	Marlborough	21.68%	Roxbury	18.18%	Surry	13.58%	Westmoreland	9.40%	Nashua	
Croydon	30.43%	Northfield	21.66%	Rumney	18.12%	Sugar Hill	13.54%	Harrisville	9.28%	Nashua: Zip 03060	25.25%
Unity	30.06%	Jaffrey	21.63%	Tilton	18.10%	East Kingston	13.40%	Bennington	9.05%	Nashua: Zip 03062	25.09%
Hillsborough	30.02%	North Hampton	21.50%	Durham	18.03%	Stoddard	13.19%	Chester	9.03%	Nashua: Zip 03064	19.00%
Berlin	29.98%	Plaistow	21.48%	Hooksett	17.96%	Strafford	13.03%	Grantham	8.91%	Nashua: Zip 03063	17.69%
Lancaster	29.63%	Walpole	21.40%	Columbia	17.90%	Pembroke	12.93%	Brookline	8.73%		
Milford	28.04%	Mason	21.19%	Sullivan	17.83%	Monroe	12.84%	Sandown	8.51%		
Wolfeboro	28.01%	Alton	21.07%	Campton	17.78%	Loudon	12.75%	Milan	8.36%		
Claremont	27.74%	Littleton	20.95%	Seabrook	17.59%	Webster	12.73%	Antrim	8.33%		
Gilmanton	27.47%	Wilmot	20.88%	Bow	17.55%	Stark	12.68%	New Durham	8.25%	Unincorporated Places	
New Ipswich	27.39%	Stratham	20.69%	Dover	17.39%	Piermont	12.66%	Sandwich	8.22%	<i>Atkinson and Gilmanton</i>	
Bedford	27.28%	Fremont	20.50%	Dummer	17.39%	Tuftonboro	12.47%	Eaton	8.16%	<i>Academy Grant</i>	
Manchester	26.70%	Hancock	20.42%	Newbury	17.13%	Wakefield	12.42%	Greenville	8.03%	<i>Bean's Grant</i>	
Rochester	26.45%	Carroll	20.39%	Barnstead	17.06%	Litchfield	12.41%	Danbury	7.91%	<i>Bean's Purchase</i>	
Hampstead	26.23%	Tamworth	20.38%	Hampton	16.98%	Canterbury	12.40%	Bradford	7.89%	<i>Cambridge</i>	
Meredith	25.98%	Bath	20.38%	Temple	16.83%	Kingston	12.37%	Fitzwilliam	7.81%	<i>Chandler's Purchase</i>	
Lisbon	25.62%	Troy	20.36%	Randolph	16.79%	Woodstock	12.37%	Hopkinton	7.68%	<i>Crawford's Purchase</i>	
Keene	25.32%	Salem	20.35%	Conway	16.75%	Madison	12.35%	Albany	7.50%	<i>Cutt's Grant</i>	
Hanover	25.29%	Bethlehem	20.33%	Acworth	16.48%	Chesterfield	12.32%	Effingham	6.77%	<i>Dix's Grant</i>	
Whitefield	25.25%	Rye	20.25%	Plainfield	16.22%	Newfields	12.17%	Dunbarton	5.79%	<i>Dixville</i>	
Clarksville	25.00%	Stewartstown	20.17%	Lyman	16.10%	Benton	11.97%	Chatham	5.75%	<i>Erving's Location</i>	
Windsor	25.00%	Sunapee	20.07%	Hart's Location	16.00%	Hale's Location	11.93%	Lincoln	5.58%	<i>Green's Grant</i>	
Ashland	24.90%	Pittsfield	20.06%	Somersworth	15.96%	Gilsum	11.67%	Center Harbor	5.41%	<i>Hadley's Purchase</i>	
Madbury	24.89%	Winchester	19.91%	Epping	15.88%	Groton	11.54%	Dorchester	5.23%	<i>Kilkenny</i>	
Pelham	24.70%	Swanzy	19.83%	Newton	15.84%	Nottingham	11.51%	Sharon	5.15%	<i>Livermore</i>	
New London	24.62%	Hebron	19.81%	Danville	15.83%	Springfield	11.45%	Fitzwilliam	5.04%	<i>Low and Burbank's Grant</i>	
Brookfield	24.60%	Northumberland	19.81%	Belmont	15.62%	Deerfield	11.39%	Easton	4.90%	<i>Martin's Location</i>	
Wilton	24.59%	Amherst	19.79%	Rindge	15.58%	Lyndeborough	11.37%	Hampton Falls	4.67%	<i>Millsfield</i>	
Derry	24.55%	Shelburne	19.78%	Gilford	15.55%	Moultonborough	11.34%	Jackson	3.97%	<i>Odell</i>	
Newport	24.53%	Nelson	19.75%	Auburn	15.47%	Raymond	11.30%	Sutton	2.84%	<i>Pinkham's Grant</i>	
Weare	24.45%	Lee	19.71%	Francesstown	15.43%	Orange	10.96%	Henniker	0.75%	<i>Sargent's Purchase</i>	
Franconia	24.43%	New Castle	19.57%	Newmarket	15.35%	Grafton	10.83%	Ellsworth	0%	<i>Second College Grant</i>	
Newington	24.18%	Concord	19.52%	Allenstown	15.30%	Milton	10.80%			<i>Success</i>	
Andover	24.16%	Warner	19.49%	Ossipee	15.22%	Washington	10.75%			<i>Thompson and Meserves</i>	
Langdon	24.14%	Goffstown	19.48%	Kensington	15.21%	Hollis	10.73%			<i>Purchase</i>	
Lebanon	24.11%	Barrington	19.27%	Brentwood	15.09%	Dublin	10.61%			<i>Wentworth's Location</i>	
Nashua	23.84%	Merrimack	19.26%	Wentworth	15.08%	New Boston	10.58%				
Hill	23.78%	Errol	19.13%	Alexandria	15.05%	Enfield	10.53%				
Laconia	23.53%	Greenland	19.13%	Richmond	15.05%	Alstead	10.45%				
Gorham	23.34%	Colebrook	19.04%	Lyme	14.99%	Stratford	10.36%				
Holderness	23.26%	Deering	19.03%	Hinsdale	14.56%	Bartlett	10.25%				
Chichester	22.85%	Windham	18.61%	Epsom	14.42%	New Hampton	9.95%				