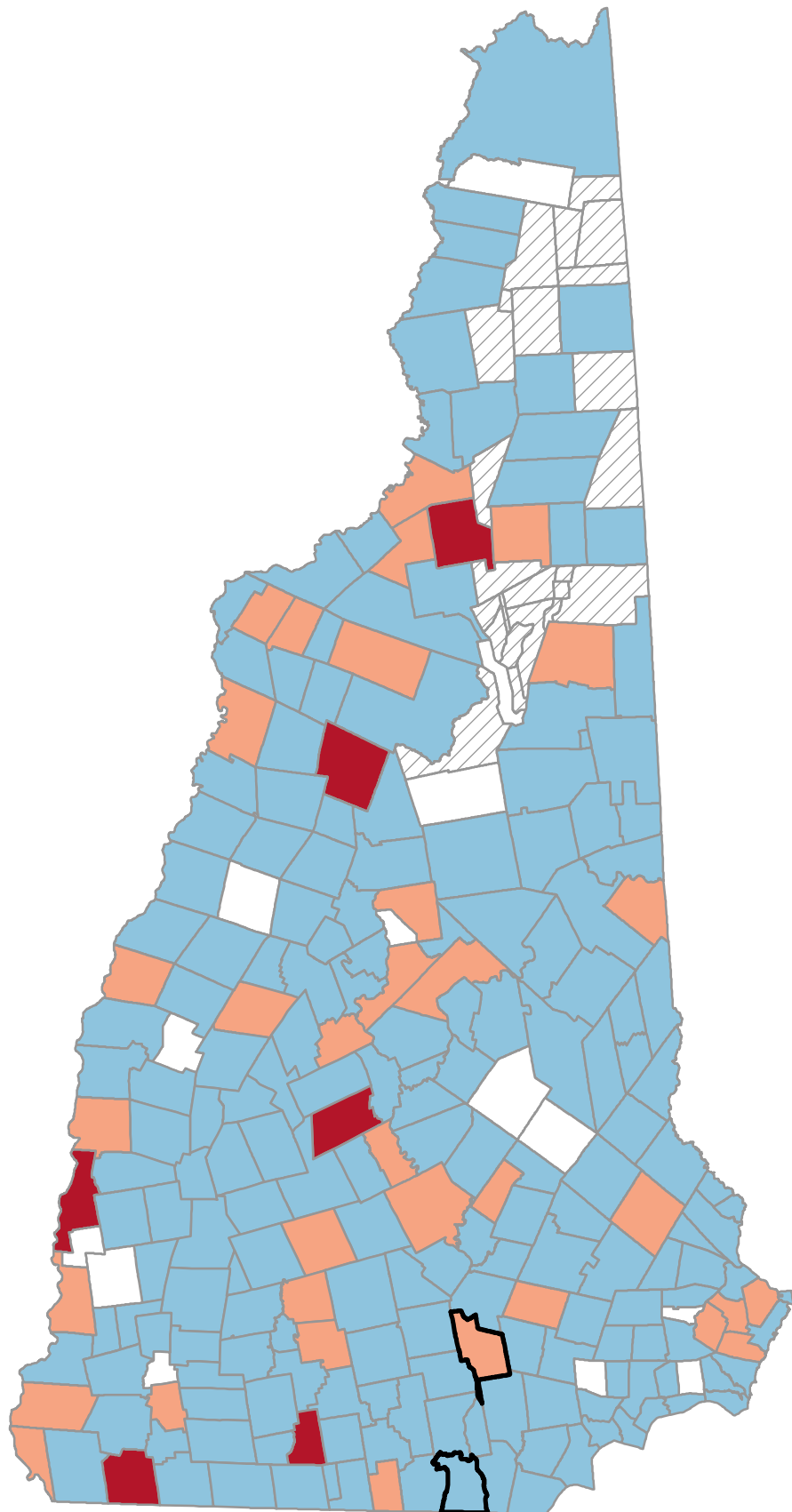
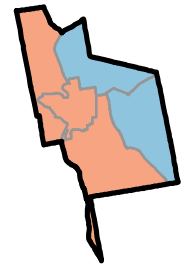


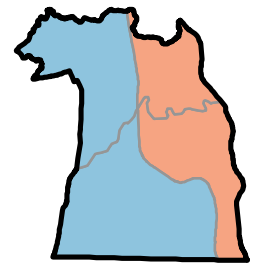
Percentage of Population Age 65+ Years who Never Married



*Neighborhood values
in NH cities*



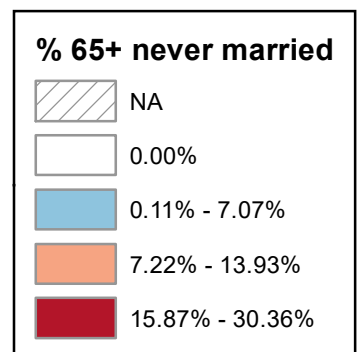
Manchester



Nashua

State Average: 5.08%

Source: ACS, 2018-2022



Percentage of Population Age 65+ Years who Never Married

Acworth	1.10%	Dalton	1.96%	Haverhill	13.93%	Nelson	1.91%	South Hampton	3.70%	Manchester	
Albany	6.67%	Danbury	1.27%	Hebron	4.40%	New Boston	0.11%	Springfield	6.02%	Central Manchester	8.70%
Alexandria	1.44%	Danville	1.67%	Henniker	7.79%	New Castle	2.45%	Stark	2.11%	Manchester: West	8.68%
Allenstown	4.52%	Deerfield	4.32%	Hill	9.15%	New Durham	1.48%	Stewartstown	5.04%	Manchester: South	7.11%
Alstead	0%	Deering	7.51%	Hillsborough	2.44%	New Hampton	8.90%	Stoddard	5.53%	Manchester: North	5.36%
Alton	1.66%	Derry	1.52%	Hinsdale	7.66%	New Ipswich	1.59%	Stratford	6.01%	Manchester: East	5.45%
Amherst	1.23%	Dorchester	0%	Holderness	8.54%	New London	7.07%	Stratford	4.95%		
Andover	3.04%	Dover	4.68%	Hollis	4.82%	Newbury	2.02%	Stratham	9.75%	Nashua	
Antrim	1.13%	Dublin	0.45%	Hooksett	5.15%	Newfields	0%	Sugar Hill	4.17%	Nashua: Zip 03060	7.37%
Ashland	0%	Dummer	2.90%	Hopkinton	4.19%	Newington	5.86%	Sullivan	3.10%	Nashua: Zip 03062	5.75%
Atkinson	5.63%	Dunbarton	0.80%	Hudson	5.05%	Newmarket	5.25%	Sunapee	2.59%	Nashua: Zip 03063	6.56%
Auburn	2.07%	Durham	6.15%	Jackson	9.03%	Newport	3.37%	Surry	2.06%	Nashua: Zip 03064	8.08%
Barnstead	0%	East Kingston	3.02%	Jaffrey	2.42%	Newton	1.96%	Sutton	1.09%		
Barrington	10.24%	Easton	5.59%	Jefferson	30.36%	North Hampton	8.11%	Swanzy	2.51%		
Bartlett	5.60%	Eaton	5.44%	Keene	4.61%	Northfield	3.53%	Tamworth	1.74%		
Bath	3.82%	Effingham	13.87%	Kensington	0%	Northumberland	1.21%	Temple	15.87%	Unincorporated Places	
Bedford	5.17%	Ellsworth	5.56%	Kingston	1.46%	Northwood	4.52%	Thornton	1.13%	<i>Atkinson and Gilmanton</i>	
Belmont	1.94%	Enfield	2.15%	Laconia	6.30%	Nottingham	5.36%	Tilton	4.25%	<i>Academy Grant</i>	
Bennington	4.29%	Epping	1.04%	Lancaster	9.74%	Orange	4.11%	Troy	4.56%	<i>Bean's Grant</i>	
Benton	7.04%	Epsom	3.63%	Landaff	5.11%	Orford	6.93%	Tuftsboro	0.95%	<i>Bean's Purchase</i>	
Berlin	3.37%	Errol	3.48%	Langdon	0%	Ossipee	4.14%	Unity	4.24%	<i>Cambridge</i>	
Bethlehem	4.26%	Exeter	5.44%	Lebanon	7.55%	Pelham	3.09%	Wakefield	1.71%	<i>Chandler's Purchase</i>	
Boscawen	11.04%	Farmington	1.16%	Lee	1.43%	Pembroke	5.84%	Walpole	7.91%	<i>Crawford's Purchase</i>	
Bow	1.70%	Fitzwilliam	5.60%	Lempster	5.73%	Peterborough	3.31%	Warner	6.50%	<i>Cutt's Grant</i>	
Bradford	0.85%	Francestown	8.64%	Lincoln	6.55%	Piermont	0.63%	Warren	3.00%	<i>Dix's Grant</i>	
Brentwood	3.80%	Franconia	9.92%	Lisbon	9.38%	Pittsburg	4.24%	Washington	3.58%	<i>Dixville</i>	
Bridgewater	2.67%	Franklin	5.14%	Litchfield	4.32%	Pittsfield	3.13%	Waterville Valley	0%	<i>Erving's Location</i>	
Bristol	3.79%	Freedom	1.45%	Littleton	4.68%	Plainfield	3.47%	Weare	4.68%	<i>Green's Grant</i>	
Brookfield	2.67%	Fremont	0.91%	Londonderry	2.13%	Plaistow	4.97%	Webster	6.21%	<i>Hadley's Purchase</i>	
Brookline	8.32%	Gilford	7.01%	Loudon	3.75%	Plymouth	3.44%	Wentworth	4.26%	<i>Kilkenny</i>	
Campton	2.84%	Gilmanton	0%	Lyman	11.02%	Portsmouth	8.28%	Westmoreland	2.54%	<i>Livermore</i>	
Canaan	4.65%	Gilsom	5.00%	Lyme	4.03%	Randolph	12.98%	Whitefield	13.32%	<i>Low and Burbank's Grant</i>	
Candia	7.22%	Goffstown	6.73%	Lyndeborough	3.50%	Raymond	2.05%	Wilton	4.71%	<i>Martin's Location</i>	
Canterbury	4.67%	Gorham	3.91%	Madbury	5.33%	Richmond	29.15%	Wilton	4.56%	<i>Millsfield</i>	
Carroll	0.78%	Goshen	3.32%	Madison	5.88%	Rindge	1.10%	Winchester	6.78%	<i>Odell</i>	
Center Harbor	5.41%	Grafton	7.92%	Manchester	7.27%	Rochester	5.42%	Windham	4.29%	<i>Pinkham's Grant</i>	
Charlestown	16.93%	Grantham	0%	Marlborough	12.50%	Rollinsford	5.83%	Windsor	4.17%	<i>Sargent's Purchase</i>	
Chatham	5.75%	Greenfield	6.25%	Marlow	1.01%	Roxbury	0%	Wolfeboro	4.01%	<i>Second College Grant</i>	
Chester	6.57%	Greenland	8.47%	Mason	2.54%	Rumney	2.44%	Woodstock	17.18%	<i>Success</i>	
Chesterfield	8.25%	Greenville	0.52%	Meredith	7.91%	Rye	3.97%			<i>Thompson and Meserves</i>	
Chichester	9.73%	Groton	4.62%	Merrimack	4.23%	Salem	3.57%			<i>Purchase</i>	
Claremont	10.66%	Hale's Location	1.83%	Middleton	6.98%	Salisbury	19.35%			<i>Wentworth's Location</i>	
Clarksville	0%	Hampstead	3.89%	Milan	1.61%	Sanbornton	6.93%				
Colebrook	5.21%	Hampton	4.37%	Milford	2.26%	Sandown	0%				
Columbia	3.09%	Hampton Falls	3.04%	Milton	4.82%	Sandwich	1.26%				
Concord	7.27%	Hancock	6.11%	Monroe	4.13%	Seabrook	6.54%				
Conway	3.56%	Hanover	4.57%	Mont Vernon	1.23%	Sharon	2.94%				
Cornish	5.42%	Harrisville	1.03%	Moultonborough	1.96%	Shelburne	2.75%				
Croydon	2.42%	Hart's Location	0%	Nashua	6.70%	Somersworth	2.12%				



Point32Health
Foundation

In partnership with
Harvard Pilgrim
Health Care
a Point32Health company

Percentage of Population Age 65+ Years who Never Married (Ranked)

Jefferson	30.36%	Albany	6.67%	Canaan	4.65%	Pittsfield	3.13%	Alexandria	1.44%	Manchester	
Richmond	29.15%	Chester	6.57%	Groton	4.62%	Sullivan	3.10%	Lee	1.43%	Central Manchester	8.70%
Salisbury	19.35%	Lincoln	6.55%	Keene	4.61%	Pelham	3.09%	Danbury	1.27%	Manchester: West	8.68%
Woodstock	17.18%	Seabrook	6.54%	Hanover	4.57%	Columbia	3.09%	Sandwich	1.26%	Manchester: South	7.11%
Charlestown	16.93%	Warner	6.50%	Wilton	4.56%	Hampton Falls	3.04%	Amherst	1.23%	Manchester: East	5.45%
Temple	15.87%	Laconia	6.30%	Troy	4.56%	Andover	3.04%	Mont Vernon	1.23%	Manchester: North	5.36%
Haverhill	13.93%	Greenfield	6.25%	Allenstown	4.52%	East Kingston	3.02%	Northumberland	1.21%		
Effingham	13.87%	Webster	6.21%	Northwood	4.52%	Warren	3.00%	Farmington	1.16%	Nashua	
Whitefield	13.32%	Durham	6.15%	Hebron	4.40%	Sharon	2.94%	Thornton	1.13%	Nashua: Zip 03064	8.08%
Randolph	12.98%	Hancock	6.11%	Hampton	4.37%	Dummer	2.90%	Antrim	1.13%	Nashua: Zip 03060	7.37%
Marlborough	12.50%	Springfield	6.02%	Litchfield	4.32%	Campton	2.84%	Acworth	1.10%	Nashua: Zip 03063	6.56%
Boscawen	11.04%	Strafford	6.01%	Deerfield	4.32%	Shelburne	2.75%	Rindge	1.10%	Nashua: Zip 03062	5.75%
Lyman	11.02%	Madison	5.88%	Windham	4.29%	Brookfield	2.67%	Sutton	1.09%		
Claremont	10.66%	Newington	5.86%	Bennington	4.29%	Bridgewater	2.67%	Epping	1.04%		
Barrington	10.24%	Pembroke	5.84%	Bethlehem	4.26%	Sunapee	2.59%	Harrisville	1.03%		
Franconia	9.92%	Rollinsford	5.83%	Wentworth	4.26%	Mason	2.54%	Marlow	1.01%		
Stratham	9.75%	Chatham	5.75%	Tilton	4.25%	Westmoreland	2.54%	Tuftonboro	0.95%	Unincorporated Places	
Lancaster	9.74%	Lempster	5.73%	Unity	4.24%	Swanzy	2.51%	Fremont	0.91%	<i>Atkinson and Gilmanton</i>	
Chichester	9.73%	Atkinson	5.63%	Pittsburg	4.24%	New Castle	2.45%	Bradford	0.85%	<i>Academy Grant</i>	
Lisbon	9.38%	Bartlett	5.60%	Merrimack	4.23%	Hillsborough	2.44%	Dunbarton	0.80%	<i>Bean's Grant</i>	
Hill	9.15%	Fitzwilliam	5.60%	Hopkinton	4.19%	Rumney	2.44%	Carroll	0.78%	<i>Bean's Purchase</i>	
Jackson	9.03%	Easton	5.59%	Sugar Hill	4.17%	Jaffrey	2.42%	Piermont	0.63%	<i>Cambridge</i>	
New Hampton	8.90%	Ellsworth	5.56%	Windsor	4.17%	Croydon	2.42%	Hart's Location	0.52%	<i>Chandler's Purchase</i>	
Fracestown	8.64%	Stoddard	5.53%	Ossipee	4.14%	Milford	2.26%	Dublin	0.45%	<i>Crawford's Purchase</i>	
Holderness	8.54%	Eaton	5.44%	Monroe	4.13%	Enfield	2.15%	New Boston	0.11%	<i>Cutt's Grant</i>	
Greenland	8.47%	Exeter	5.44%	Orange	4.11%	Londonderry	2.13%	Alstead	0%	<i>Dix's Grant</i>	
Brookline	8.32%	Rochester	5.42%	Lyme	4.03%	Somersworth	2.12%	Ashland	0%	<i>Dixville</i>	
Portsmouth	8.28%	Cornish	5.42%	Wolfeboro	4.01%	Stark	2.11%	Barnstead	0%	<i>Erving's Location</i>	
Chesterfield	8.25%	Center Harbor	5.41%	Rye	3.97%	Auburn	2.07%	Clarksville	0%	<i>Green's Grant</i>	
North Hampton	8.11%	Nottingham	5.36%	Gorham	3.91%	Surry	2.06%	Dorchester	0%	<i>Hadley's Purchase</i>	
Grafton	7.92%	Madbury	5.33%	Hamptstead	3.89%	Raymond	2.05%	Gilmanton	0%	<i>Kilkenny</i>	
Meredith	7.91%	Newmarket	5.25%	Bath	3.82%	Newbury	2.02%	Grantham	0%	<i>Livermore</i>	
Walpole	7.91%	Colebrook	5.21%	Brentwood	3.80%	Newton	1.96%	Hart's Location	0%	<i>Low and Burbank's Grant</i>	
Henniker	7.79%	Bedford	5.17%	Bristol	3.79%	Dalton	1.96%	Kensington	0%	<i>Martin's Location</i>	
Hinsdale	7.66%	Hooksett	5.15%	Loudon	3.75%	Moultonborough	1.96%	Langdon	0%	<i>Millsfield</i>	
Lebanon	7.55%	Franklin	5.14%	South Hampton	3.70%	Belmont	1.94%	Newfields	0%	<i>Odell</i>	
Deering	7.51%	Landaff	5.11%	Epsom	3.63%	Nelson	1.91%	Roxbury	0%	<i>Pinkham's Grant</i>	
Manchester	7.27%	Hudson	5.05%	Washington	3.58%	Hale's Location	1.83%	Sandown	0%	<i>Sargent's Purchase</i>	
Concord	7.27%	Stewartstown	5.04%	Salem	3.57%	Tamworth	1.74%	Waterville Valley	0%	<i>Second College Grant</i>	
Candia	7.22%	Gilsum	5.00%	Conway	3.56%	Wakefield	1.71%			<i>Success</i>	
New London	7.07%	Plaistow	4.97%	Northfield	3.53%	Bow	1.70%			<i>Thompson and Meserves</i>	
Benton	7.04%	Stratford	4.95%	Lyndeborough	3.50%	Danville	1.67%			<i>Purchase</i>	
Gilford	7.01%	Hollis	4.82%	Errol	3.48%	Alton	1.66%			<i>Wentworth's Location</i>	
Middleton	6.98%	Milton	4.82%	Plainfield	3.47%	Milan	1.61%				
Orford	6.93%	Wilmot	4.71%	Plymouth	3.44%	New Ipswich	1.59%				
Sanbornton	6.93%	Littleton	4.68%	Berlin	3.37%	Derry	1.52%				
Winchester	6.78%	Dover	4.68%	Newport	3.37%	New Durham	1.48%				
Goffstown	6.73%	Weare	4.68%	Goshen	3.32%	Kingston	1.46%				
Nashua	6.70%	Canterbury	4.67%	Peterborough	3.31%	Freedom	1.45%				