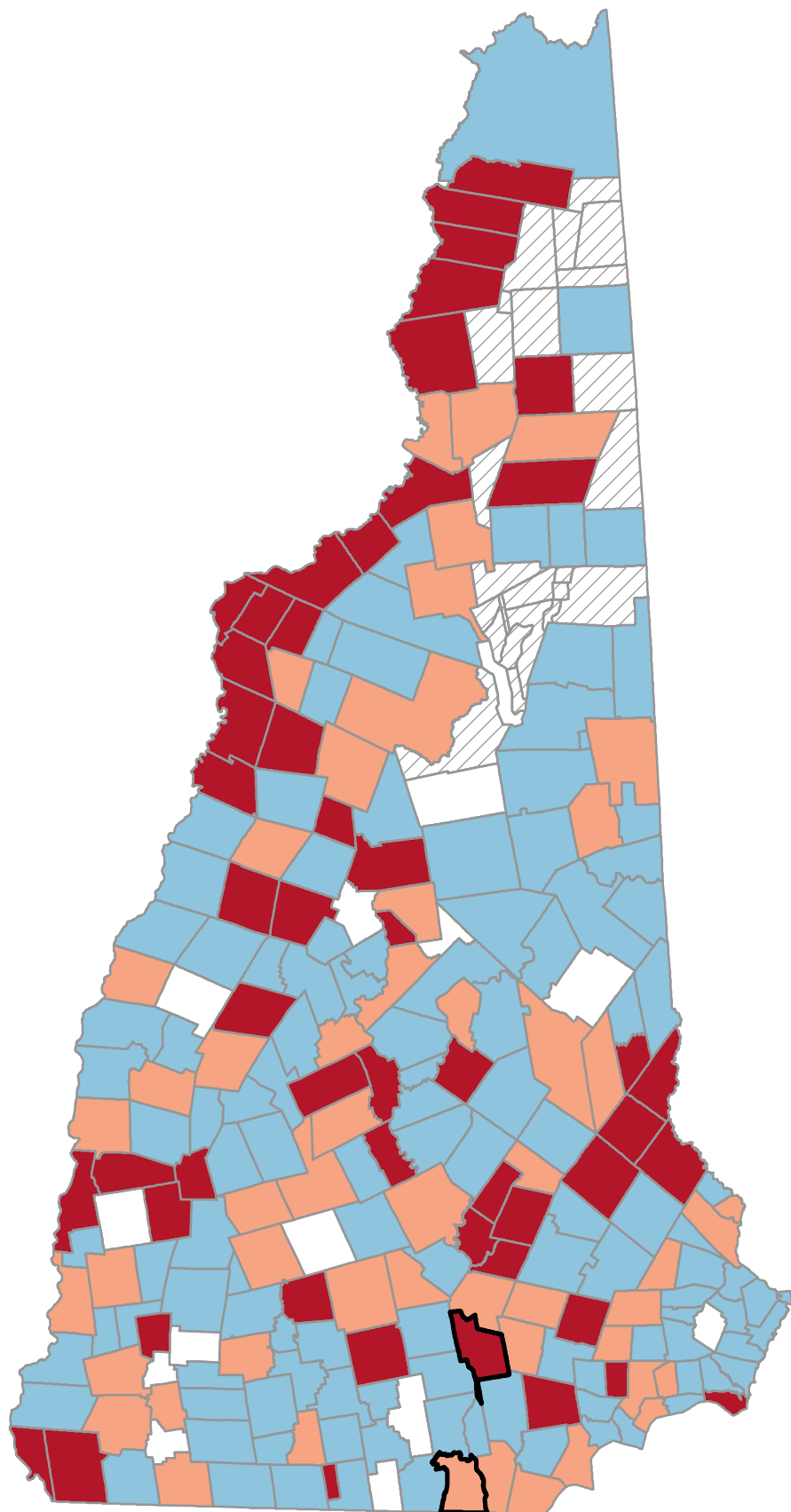
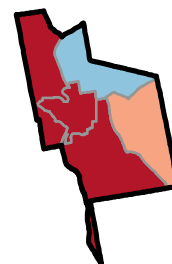


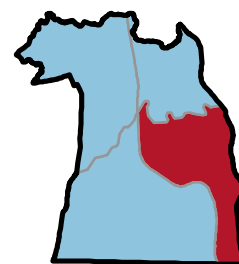
Percentage of Population Age 65+ Years with less than High School Education



Neighborhood values in NH cities



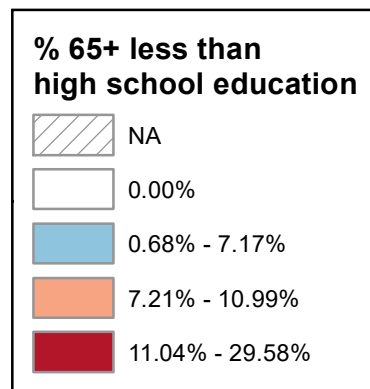
Manchester



Nashua

State Average: 8.13%

Source: ACS, 2018-2022



Percentage of Population Age 65+ Years with less than High School Education

Acworth	0%	Dalton	14.38%	Haverhill	20.28%	Nelson	0%	South Hampton	3.70%	Manchester	
Albany	6.67%	Danbury	3.16%	Hebron	4.40%	New Boston	20.07%	Springfield	9.04%	Central Manchester	25.06%
Alexandria	5.98%	Danville	11.67%	Henniker	0%	New Castle	3.67%	Stark	9.15%	Manchester: West	12.84%
Allenstown	22.78%	Deerfield	6.68%	Hill	10.37%	New Durham	9.94%	Stewartstown	21.01%	Manchester: South	21.99%
Alstead	8.79%	Deering	11.26%	Hillsborough	10.13%	New Hampton	10.71%	Stoddard	2.13%	Manchester: North	5.57%
Alton	8.58%	Derry	11.04%	Hinsdale	11.06%	New Ipswich	5.65%	Strafford	27.62%	Manchester: East	8.70%
Amherst	0%	Dorchester	12.21%	Holderness	7.44%	New London	1.39%	Stratford	20.27%		
Andover	17.40%	Dover	7.66%	Hollis	3.36%	Newbury	3.02%	Stratham	0%	Nashua	
Antrim	2.70%	Dublin	0.68%	Hooksett	10.22%	Newfields	5.65%	Sugar Hill	1.04%	Nashua: Zip 03060	15.40%
Ashland	23.01%	Dummer	13.04%	Hopkinton	4.49%	Newington	1.83%	Sullivan	15.50%	Nashua: Zip 03062	6.86%
Atkinson	2.32%	Dunbarton	10.78%	Hudson	8.36%	Newmarket	7.15%	Sunapee	5.19%	Nashua: Zip 03063	5.12%
Auburn	7.73%	Durham	2.87%	Jackson	0.72%	Newport	7.17%	Surry	2.88%	Nashua: Zip 03064	7.08%
Barnstead	3.00%	East Kingston	7.54%	Jaffrey	2.88%	Newton	9.42%	Sutton	1.31%		
Barrington	0.91%	Easton	0.70%	Jefferson	10.42%	North Hampton	3.79%	Swanzy	10.39%		
Bartlett	1.42%	Eaton	6.12%	Keene	8.71%	Northfield	4.16%	Tamworth	6.45%		
Bath	17.20%	Effingham	3.87%	Kensington	2.58%	Northumberland	8.94%	Temple	9.62%	Unincorporated Places	
Bedford	4.52%	Ellsworth	11.11%	Kingston	7.86%	Northwood	3.80%	Thornton	1.13%	<i>Atkinson and Gilmanton</i>	
Belmont	15.50%	Enfield	0%	Laconia	9.80%	Nottingham	3.67%	Tilton	6.15%	<i>Academy Grant</i>	
Bennington	5.24%	Epping	8.22%	Lancaster	13.44%	Orange	2.74%	Troy	0%	<i>Bean's Grant</i>	
Benton	29.58%	Epsom	16.53%	Landaff	10.22%	Orford	2.11%	Tuftonboro	5.71%	<i>Bean's Purchase</i>	
Berlin	25.95%	Errol	4.35%	Langdon	4.14%	Ossipee	3.80%	Unity	20.62%	<i>Cambridge</i>	
Bethlehem	2.13%	Exeter	3.20%	Lebanon	8.88%	Pelham	8.13%	Wakefield	0.81%	<i>Chandler's Purchase</i>	
Boscawen	18.26%	Farmington	20.13%	Lee	10.76%	Pembroke	11.67%	Walpole	9.08%	<i>Crawford's Purchase</i>	
Bow	2.95%	Fitzwilliam	7.84%	Lempster	17.71%	Peterborough	4.30%	Warner	8.91%	<i>Cutt's Grant</i>	
Bradford	10.99%	Francestown	3.09%	Lincoln	8.25%	Piermont	12.66%	Warren	3.00%	<i>Dix's Grant</i>	
Brentwood	5.40%	Franconia	5.85%	Lisbon	11.25%	Pittsburg	5.65%	Washington	3.26%	<i>Dixville</i>	
Bridgewater	2.00%	Franklin	13.58%	Litchfield	3.06%	Pittsfield	10.46%	Waterville Valley	0%	<i>Erving's Location</i>	
Bristol	3.03%	Freedom	5.99%	Littleton	13.45%	Plainfield	2.32%	Weare	10.59%	<i>Green's Grant</i>	
Brookfield	4.28%	Fremont	9.53%	Londonderry	5.57%	Plaistow	2.56%	Webster	5.90%	<i>Hadley's Purchase</i>	
Brookline	0%	Gilford	0.84%	Loudon	3.67%	Plymouth	0%	Wentworth	7.21%	<i>Kilkenny</i>	
Campton	12.89%	Gilmanton	6.06%	Lyman	22.03%	Portsmouth	3.22%	Westmoreland	5.82%	<i>Livermore</i>	
Canaan	6.20%	Gilsun	6.67%	Lyme	1.79%	Randolph	0.76%	Whitefield	6.17%	<i>Low and Burbank's Grant</i>	
Candia	7.35%	Goffstown	6.58%	Lyndeborough	2.33%	Raymond	12.81%	Wilton	5.05%	<i>Martin's Location</i>	
Canterbury	5.49%	Gorham	4.43%	Madbury	2.22%	Richmond	5.96%	Wilton	6.34%	<i>Millsfield</i>	
Carroll	8.24%	Goshen	11.96%	Madison	7.65%	Rindge	2.98%	Winchester	26.41%	<i>Odell</i>	
Center Harbor	0%	Grafton	11.67%	Manchester	16.21%	Rochester	14.28%	Windham	5.23%	<i>Pinkham's Grant</i>	
Charlestown	15.52%	Grantham	3.94%	Marlborough	8.16%	Rollinsford	9.29%	Windsor	4.17%	<i>Sargent's Purchase</i>	
Chatham	1.15%	Greenfield	4.69%	Marlow	4.04%	Roxbury	0%	Wolfeboro	0%	<i>Second College Grant</i>	
Chester	4.79%	Greenland	0.97%	Mason	6.78%	Rumney	1.05%	Woodstock	7.56%	<i>Success</i>	
Chesterfield	3.95%	Greenville	11.92%	Meredith	2.62%	Rye	0.92%			<i>Thompson and Meserves</i>	
Chichester	11.09%	Groton	15.38%	Merrimack	2.87%	Salem	8.63%			<i>Purchase</i>	
Claremont	9.52%	Hale's Location	1.83%	Middleton	17.05%	Salisbury	7.69%			<i>Wentworth's Location</i>	
Clarksville	20.59%	Hampstead	6.33%	Milan	9.32%	Sanbornton	6.02%				
Colebrook	22.24%	Hampton	2.87%	Milford	5.32%	Sandown	5.95%				
Columbia	17.90%	Hampton Falls	6.29%	Milton	11.39%	Sandwich	2.40%				
Concord	9.79%	Hancock	7.33%	Monroe	23.85%	Seabrook	16.47%				
Conway	10.22%	Hanover	6.26%	Mont Vernon	3.92%	Sharon	2.21%				
Cornish	4.69%	Harrisville	3.09%	Moultonborough	3.92%	Shelburne	5.49%				
Croydon	9.66%	Hart's Location	0%	Nashua	9.55%	Somersworth	5.21%				



Point32Health
Foundation

In partnership with
Harvard Pilgrim
Health Care
a Point32Health company

Percentage of Population Age 65+ Years with less than High School Education (Ranked)

Benton	29.58%	Hinsdale	11.06%	East Kingston	7.54%	Gorham	4.43%	Madbury	2.22%	Manchester	
Strafford	27.62%	Derry	11.04%	Holderness	7.44%	Hebron	4.40%	Sharon	2.21%	Central Manchester	25.06%
Winchester	26.41%	Bradford	10.99%	Candia	7.35%	Errol	4.35%	Bethlehem	2.13%	Manchester: South	21.99%
Berlin	25.95%	Dunbarton	10.78%	Hancock	7.33%	Peterborough	4.30%	Stoddard	2.13%	Manchester: West	12.84%
Monroe	23.85%	Lee	10.76%	Wentworth	7.21%	Brookfield	4.28%	Orford	2.11%	Manchester: East	8.70%
Ashland	23.01%	New Hampton	10.71%	Newport	7.17%	Windsor	4.17%	Bridgewater	2.00%	Manchester: North	5.57%
Allenstown	22.78%	Weare	10.59%	Newmarket	7.15%	Northfield	4.16%	Hale's Location	1.83%		
Colebrook	22.24%	Pittsfield	10.46%	Mason	6.78%	Langdon	4.14%	Newington	1.83%	Nashua	
Lyman	22.03%	Jefferson	10.42%	Deerfield	6.68%	Marlow	4.04%	Lyme	1.79%	Nashua: Zip 03060	15.40%
Stewartstown	21.01%	Swanzy	10.39%	Albany	6.67%	Chesterfield	3.95%	Bartlett	1.42%	Nashua: Zip 03064	7.08%
Unity	20.62%	Hill	10.37%	Gilsum	6.67%	Grantham	3.94%	New London	1.39%	Nashua: Zip 03062	6.86%
Clarksville	20.59%	Hooksett	10.22%	Goffstown	6.58%	Mont Vernon	3.92%	Sutton	1.31%	Nashua: Zip 03063	5.12%
Haverhill	20.28%	Conway	10.22%	Tamworth	6.45%	Moultonborough	3.92%	Chatham	1.15%		
Stratford	20.27%	Landaff	10.22%	Wilton	6.34%	Effingham	3.87%	Thornton	1.13%		
Farmington	20.13%	Hillsborough	10.13%	Hampstead	6.33%	Ossipee	3.80%	Rumney	1.05%		
New Boston	20.07%	New Durham	9.94%	Hampton Falls	6.29%	Northwood	3.80%	Sugar Hill	1.04%		
Boscawen	18.26%	Laconia	9.80%	Hanover	6.26%	North Hampton	3.79%	Greenland	0.97%	Unincorporated Places	
Columbia	17.90%	Concord	9.79%	Canaan	6.20%	South Hampton	3.70%	Rye	0.92%	<i>Atkinson and Gilmanton</i>	
Lempster	17.71%	Croydon	9.66%	Whitefield	6.17%	Nottingham	3.67%	Barrington	0.91%	<i>Academy Grant</i>	
Andover	17.40%	Temple	9.62%	Tilton	6.15%	New Castle	3.67%	Gilford	0.84%	<i>Bean's Grant</i>	
Bath	17.20%	Nashua	9.55%	Eaton	6.12%	Loudon	3.67%	Wakefield	0.81%	<i>Bean's Purchase</i>	
Middleton	17.05%	Fremont	9.53%	Gilmanton	6.06%	Hollis	3.36%	Randolph	0.76%	<i>Cambridge</i>	
Epsom	16.53%	Claremont	9.52%	Sanbornton	6.02%	Washington	3.26%	Nelson	0.72%	<i>Chandler's Purchase</i>	
Seabrook	16.47%	Newton	9.42%	Freedom	5.99%	Portsmouth	3.22%	Easton	0.70%	<i>Crawford's Purchase</i>	
Manchester	16.21%	Milan	9.32%	Alexandria	5.98%	Exeter	3.20%	Dublin	0.68%	<i>Cutt's Grant</i>	
Charlestown	15.52%	Rollinsford	9.29%	Richmond	5.96%	Danbury	3.16%	Acworth	0%	<i>Dix's Grant</i>	
Sullivan	15.50%	Stark	9.15%	Sandown	5.95%	Harrisville	3.09%	Amherst	0%	<i>Dixville</i>	
Belmont	15.50%	Walpole	9.08%	Webster	5.90%	Francestown	3.09%	Brookline	0%	<i>Erving's Location</i>	
Groton	15.38%	Springfield	9.04%	Franconia	5.85%	Litchfield	3.06%	Center Harbor	0%	<i>Green's Grant</i>	
Dalton	14.38%	Northumberland	8.94%	Westmoreland	5.82%	Bristol	3.03%	Enfield	0%	<i>Hadley's Purchase</i>	
Rochester	14.28%	Warner	8.91%	Tuftonboro	5.71%	Newbury	3.02%	Hart's Location	0%	<i>Kilkenny</i>	
Franklin	13.58%	Lebanon	8.88%	New Ipswich	5.65%	Warren	3.00%	Henniker	0%	<i>Livermore</i>	
Littleton	13.45%	Alstead	8.79%	Newfields	5.65%	Barnstead	3.00%	Nelson	0%	<i>Low and Burbank's Grant</i>	
Lancaster	13.44%	Keene	8.71%	Pittsburg	5.65%	Rindge	2.98%	Plymouth	0%	<i>Martin's Location</i>	
Dummer	13.04%	Salem	8.63%	Londonderry	5.57%	Bow	2.95%	Roxbury	0%	<i>Millsfield</i>	
Campton	12.89%	Alton	8.58%	Shelburne	5.49%	Surry	2.88%	Stratham	0%	<i>Odell</i>	
Raymond	12.81%	Hudson	8.36%	Canterbury	5.49%	Jaffrey	2.88%	Troy	0%	<i>Pinkham's Grant</i>	
Piermont	12.66%	Lincoln	8.25%	Brentwood	5.40%	Merrimack	2.87%	Waterville Valley	0%	<i>Sargent's Purchase</i>	
Dorchester	12.21%	Carroll	8.24%	Milford	5.32%	Hampton	2.87%	Wolfeboro	0%	<i>Second College Grant</i>	
Goshen	11.96%	Epping	8.22%	Bennington	5.24%	Durham	2.87%			<i>Success</i>	
Greenville	11.92%	Marlborough	8.16%	Windham	5.23%	Orange	2.74%			<i>Thompson and Meserves</i>	
Pembroke	11.67%	Pelham	8.13%	Somersworth	5.21%	Antrim	2.70%			<i>Purchase</i>	
Danville	11.67%	Kingston	7.86%	Sunapee	5.19%	Meredith	2.62%			<i>Wentworth's Location</i>	
Grafton	11.67%	Fitzwilliam	7.84%	Wilmot	5.05%	Kensington	2.58%				
Milton	11.39%	Auburn	7.73%	Chester	4.79%	Plaisow	2.56%				
Deering	11.26%	Salisbury	7.69%	Cornish	4.69%	Sandwich	2.40%				
Lisbon	11.25%	Dover	7.66%	Greenfield	4.69%	Lyndeborough	2.33%				
Ellsworth	11.11%	Madison	7.65%	Bedford	4.52%	Atkinson	2.32%				
Chichester	11.09%	Woodstock	7.56%	Hopkinton	4.49%	Plainfield	2.32%				