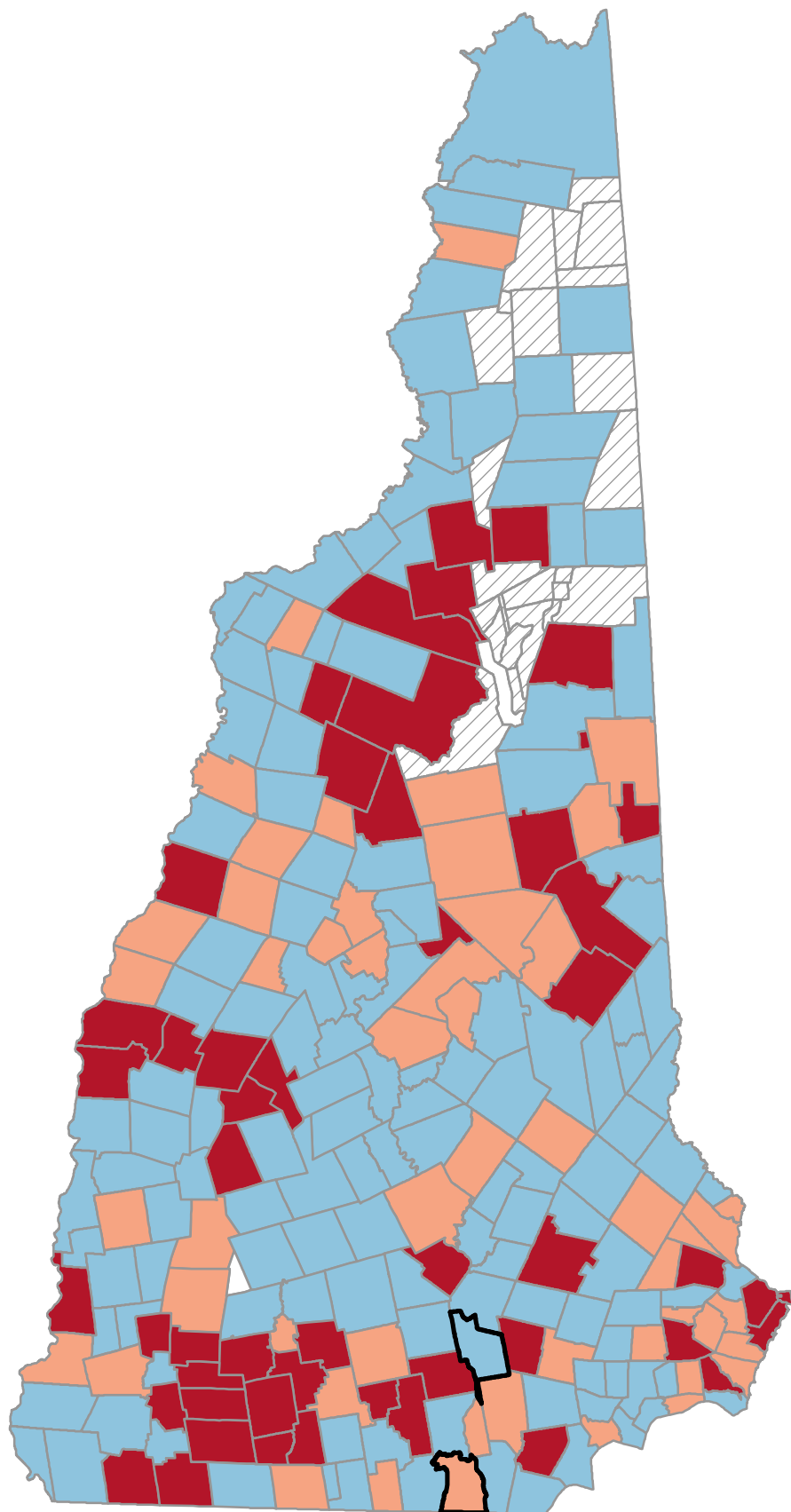
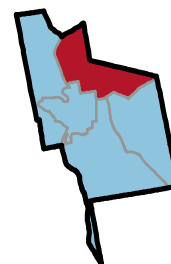


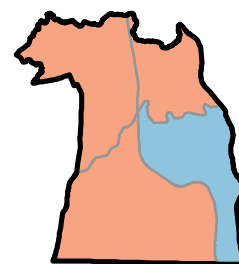
Percentage of Population Age 65+ Years with College Degree



*Neighborhood values
in NH cities*



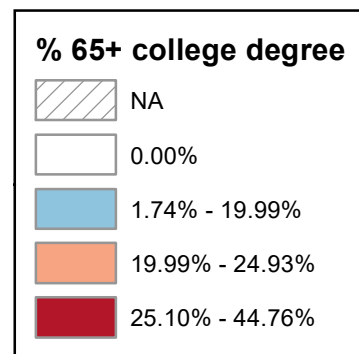
Manchester



Nashua

State Average: 19.58%

Source: ACS, 2018-2022



Percentage of Population Age 65+ Years with College Degree

Acworth	20.33%	Dalton	11.76%	Haverhill	6.18%	Nelson	39.49%	South Hampton	24.69%	Manchester	
Albany	17.50%	Danbury	2.22%	Hebron	23.58%	New Boston	20.29%	Springfield	41.57%	Central Manchester	12.26%
Alexandria	16.70%	Danville	3.33%	Henniker	15.92%	New Castle	32.72%	Stark	7.75%	Manchester: West	19.02%
Allenstown	15.83%	Deerfield	43.98%	Hill	4.88%	New Durham	14.59%	Stewartstown	12.04%	Manchester: South	14.77%
Alstead	19.00%	Deering	12.60%	Hillsborough	19.04%	New Hampton	13.57%	Stoddard	20.85%	Manchester: North	32.32%
Alton	16.18%	Derry	14.43%	Hinsdale	9.07%	New Ipswich	21.16%	Stratford	18.26%	Manchester: East	10.52%
Amherst	28.34%	Dorchester	21.51%	Holderness	17.09%	New London	29.67%	Stratford	8.11%		
Andover	15.54%	Dover	22.88%	Hollis	18.05%	Newbury	38.54%	Stratham	21.61%	Nashua	
Antrim	19.37%	Dublin	32.96%	Hooksett	14.43%	Newfields	21.74%	Sugar Hill	10.94%	Nashua: Zip 03060	14.53%
Ashland	16.11%	Dummer	11.59%	Hopkinton	15.45%	Newington	19.78%	Sullivan	25.58%	Nashua: Zip 03062	24.14%
Atkinson	24.91%	Dunbarton	16.77%	Hudson	17.37%	Newmarket	16.73%	Sunapee	13.42%	Nashua: Zip 03063	20.11%
Auburn	34.12%	Durham	26.91%	Jackson	30.69%	Newport	7.69%	Surry	18.93%	Nashua: Zip 03064	23.42%
Barnstead	20.58%	East Kingston	11.56%	Jaffrey	29.69%	Newton	11.91%	Sutton	11.60%		
Barrington	22.08%	Easton	44.76%	Jefferson	43.15%	North Hampton	24.93%	Swanzy	13.70%		
Bartlett	14.12%	Eaton	38.10%	Keene	21.93%	Northfield	4.91%	Tamworth	41.11%		
Bath	14.65%	Effingham	13.87%	Kensington	24.23%	Northumberland	9.18%	Temple	31.25%	Unincorporated Places	
Bedford	27.93%	Enfield	22.22%	Kingston	13.97%	Northwood	10.27%	Thornton	36.16%	<i>Atkinson and Gilmanton</i>	
Belmont	14.99%	Enfield	15.47%	Laconia	20.79%	Nottingham	11.31%	Tilton	18.88%	<i>Academy Grant</i>	
Bennington	22.86%	Epping	8.01%	Lancaster	10.84%	Orange	23.29%	Troy	8.21%	<i>Bean's Grant</i>	
Benton	12.68%	Epsom	15.12%	Landaff	13.14%	Orford	14.76%	Tuftsboro	23.26%	<i>Bean's Purchase</i>	
Berlin	6.02%	Errol	1.74%	Langdon	6.90%	Ossipee	25.19%	Unity	12.33%	<i>Cambridge</i>	
Bethlehem	26.39%	Exeter	26.83%	Lebanon	19.99%	Pelham	12.40%	Wakefield	15.66%	<i>Chandler's Purchase</i>	
Boscawen	16.14%	Farmington	4.21%	Lee	22.29%	Pembroke	17.39%	Walpole	29.96%	<i>Crawford's Purchase</i>	
Bow	31.49%	Fitzwilliam	28.73%	Lempster	6.77%	Peterborough	30.30%	Warner	17.82%	<i>Cutt's Grant</i>	
Bradford	19.72%	Francestown	28.09%	Lincoln	25.49%	Piermont	21.52%	Warren	18.88%	<i>Dix's Grant</i>	
Brentwood	23.80%	Franconia	18.83%	Lisbon	20.94%	Pittsburg	16.38%	Washington	21.17%	<i>Dixville</i>	
Bridgewater	20.67%	Franklin	13.28%	Litchfield	24.90%	Pittsfield	4.31%	Waterville Valley	22.58%	<i>Erving's Location</i>	
Bristol	8.50%	Freedom	17.77%	Littleton	9.96%	Plainfield	25.10%	Weare	14.83%	<i>Green's Grant</i>	
Brookfield	19.79%	Fremont	18.80%	Londonderry	22.84%	Plaislow	18.46%	Webster	9.94%	<i>Hadley's Purchase</i>	
Brookline	21.41%	Gilford	19.99%	Loudon	21.43%	Plymouth	20.87%	Wentworth	24.26%	<i>Kilkenny</i>	
Campton	19.33%	Gilmanton	13.00%	Lyman	19.49%	Portsmouth	30.14%	Westmoreland	23.43%	<i>Livermore</i>	
Canaan	13.24%	Gilsum	14.44%	Lyme	26.17%	Randolph	35.11%	Whitefield	15.85%	<i>Low and Burbank's Grant</i>	
Candia	17.56%	Goffstown	15.43%	Lyndeborough	22.16%	Raymond	9.31%	Wilmot	25.93%	<i>Martin's Location</i>	
Canterbury	19.51%	Gorham	15.91%	Madbury	23.56%	Richmond	29.78%	Wilton	18.00%	<i>Millsfield</i>	
Carroll	28.24%	Goshen	11.63%	Madison	21.37%	Rindge	18.17%	Winchester	9.67%	<i>Odell</i>	
Center Harbor	32.73%	Grafton	12.92%	Manchester	17.62%	Rochester	18.85%	Windham	33.40%	<i>Pinkham's Grant</i>	
Charlestown	10.65%	Grantham	37.15%	Marlborough	29.34%	Rollinsford	23.11%	Windsor	0%	<i>Sargent's Purchase</i>	
Chatham	16.09%	Greenfield	25.31%	Marlow	15.66%	Roxbury	18.18%	Wolfeboro	28.41%	<i>Second College Grant</i>	
Chester	24.62%	Greenland	22.03%	Mason	15.68%	Rumney	19.86%	Woodstock	26.46%	<i>Success</i>	
Chesterfield	10.85%	Greenville	5.70%	Meredith	20.78%	Rye	33.20%			<i>Thompson and Meserves</i>	
Chichester	11.99%	Groton	12.31%	Merrimack	19.37%	Salem	16.95%			<i>Purchase</i>	
Claremont	12.32%	Hale's Location	27.52%	Middleton	14.34%	Salisbury	13.90%			<i>Wentworth's Location</i>	
Clarksville	8.82%	Hampstead	19.96%	Milan	17.36%	Sanbornton	24.70%				
Colebrook	20.04%	Hampton	24.65%	Milford	19.62%	Sandown	5.95%				
Columbia	6.79%	Hampton Falls	30.43%	Milton	11.09%	Sandwich	24.78%				
Concord	20.26%	Hancock	29.14%	Monroe	11.93%	Seabrook	10.26%				
Conway	21.15%	Hanover	23.29%	Mont Vernon	29.90%	Sharon	33.09%				
Cornish	27.08%	Harrisville	27.15%	Moultonborough	21.81%	Shelburne	12.09%				
Croydon	11.11%	Hart's Location	0%	Nashua	21.15%	Somersworth	8.64%				



Point32Health
Foundation

In partnership with
Harvard Pilgrim
Health Care
a Point32Health company

Percentage of Population Age 65+ Years with College Degree (Ranked)

Easton	44.76%	Ossipee	25.19%	Acworth	20.33%	Henniker	15.92%	Nottingham	11.31%	Manchester	
Deerfield	43.98%	Plainfield	25.10%	New Boston	20.29%	Gorham	15.91%	Croydon	11.11%	Manchester: North	32.32%
Jefferson	43.15%	North Hampton	24.93%	Concord	20.26%	Whitefield	15.85%	Milton	11.09%	Manchester: West	19.02%
Springfield	41.57%	Atkinson	24.91%	Colebrook	20.04%	Allenstown	15.83%	Sugar Hill	10.94%	Manchester: South	14.77%
Tamworth	41.11%	Litchfield	24.90%	Lebanon	19.99%	Mason	15.68%	Chesterfield	10.85%	Central Manchester	12.26%
Nelson	39.49%	Sandwich	24.78%	Gilford	19.99%	Wakefield	15.66%	Lancaster	10.84%	Manchester: East	10.52%
Newbury	38.54%	Sanbornton	24.70%	Hampstead	19.96%	Marlow	15.66%	Charlestown	10.65%		
Eaton	38.10%	South Hampton	24.69%	Rumney	19.86%	Andover	15.54%	Northwood	10.27%	Nashua	
Grantham	37.15%	Hampton	24.65%	Brookfield	19.79%	Enfield	15.47%	Seabrook	10.26%	Nashua: Zip 03062	24.14%
Thornton	36.16%	Chester	24.62%	Newington	19.78%	Hopkinton	15.45%	Littleton	9.96%	Nashua: Zip 03064	23.42%
Randolph	35.11%	Wentworth	24.26%	Bradford	19.72%	Goffstown	15.43%	Webster	9.94%	Nashua: Zip 03063	20.11%
Auburn	34.12%	Kensington	24.23%	Milford	19.62%	Epsom	15.12%	Winchester	9.67%	Nashua: Zip 03060	14.53%
Windham	33.40%	Brentwood	23.80%	Canterbury	19.51%	Belmont	14.99%	Raymond	9.31%		
Rye	33.20%	Hebron	23.58%	Lyman	19.49%	Weare	14.83%	Northumberland	9.18%		
Sharon	33.09%	Madbury	23.56%	Merrimack	19.37%	Orford	14.76%	Hinsdale	9.07%		
Dublin	32.96%	Westmoreland	23.43%	Antrim	19.37%	Bath	14.65%	Clarksville	8.82%		
Center Harbor	32.73%	Hanover	23.29%	Campton	19.33%	New Durham	14.59%	Somersworth	8.64%	Unincorporated Places	
New Castle	32.72%	Orange	23.29%	Hillsborough	19.04%	Gilsum	14.44%	Bristol	8.50%	<i>Atkinson and Gilmanton</i>	
Bow	31.49%	Tuftsboro	23.26%	Alstead	19.00%	Hooksett	14.43%	Troy	8.21%	<i>Academy Grant</i>	
Temple	31.25%	Rollinsford	23.11%	Surry	18.93%	Derry	14.43%	Stratford	8.11%	<i>Bean's Grant</i>	
Jackson	30.69%	Dover	22.88%	Warren	18.88%	Middleton	14.34%	Epping	8.01%	<i>Bean's Purchase</i>	
Hampton Falls	30.43%	Bennington	22.86%	Tilton	18.88%	Bartlett	14.12%	Stark	7.75%	<i>Cambridge</i>	
Peterborough	30.30%	Londonderry	22.84%	Rochester	18.85%	Kingston	13.97%	Pittsfield	7.69%	<i>Chandler's Purchase</i>	
Portsmouth	30.14%	Waterville Valley	22.58%	Franconia	18.83%	Salisbury	13.90%	Langdon	6.90%	<i>Crawford's Purchase</i>	
Walpole	29.96%	Lee	22.29%	Fremont	18.80%	Effingham	13.87%	Columbia	6.79%	<i>Cutt's Grant</i>	
Mont Vernon	29.90%	Ellsworth	22.22%	Plaistow	18.46%	Swanzey	13.70%	Lempster	6.77%	<i>Dix's Grant</i>	
Richmond	29.78%	Lyndeborough	22.16%	Strafford	18.26%	New Hampton	13.57%	Haverhill	6.18%	<i>Dixville</i>	
Jaffrey	29.69%	Barrington	22.08%	Roxbury	18.18%	Sunapee	13.42%	Berlin	6.02%	<i>Erving's Location</i>	
New London	29.67%	Greenland	22.03%	Rindge	18.17%	Franklin	13.28%	Sandown	5.95%	<i>Green's Grant</i>	
Marlborough	29.34%	Keene	21.93%	Hollis	18.05%	Canaan	13.24%	Greenville	5.70%	<i>Hadley's Purchase</i>	
Hancock	29.14%	Moultonborough	21.81%	Wilton	18.00%	Landaff	13.14%	Northfield	4.91%	<i>Kilkenny</i>	
Fitzwilliam	28.73%	Newfields	21.74%	Warner	17.82%	Gilmanton	13.00%	Hill	4.88%	<i>Livermore</i>	
Wolfeboro	28.41%	Stratham	21.61%	Freedom	17.77%	Grafton	12.92%	Pittsfield	4.31%	<i>Low and Burbank's Grant</i>	
Amherst	28.34%	Piermont	21.52%	Manchester	17.62%	Benton	12.68%	Farmington	4.21%	<i>Martin's Location</i>	
Carroll	28.24%	Dorchester	21.51%	Candia	17.56%	Deering	12.60%	Danville	3.33%	<i>Millsfield</i>	
Francestown	28.09%	Loudon	21.43%	Albany	17.50%	Pelham	12.40%	Danbury	2.22%	<i>Odell</i>	
Bedford	27.93%	Brookline	21.41%	Pembroke	17.39%	Unity	12.33%	Errol	1.74%	<i>Pinkham's Grant</i>	
Hale's Location	27.52%	Madison	21.37%	Hudson	17.37%	Claremont	12.32%	Hart's Location	0%	<i>Sargent's Purchase</i>	
Harrisville	27.15%	Washington	21.17%	Milan	17.36%	Groton	12.31%	Windsor	0%	<i>Second College Grant</i>	
Cornish	27.08%	New Ipswich	21.16%	Holderness	17.09%	Shelburne	12.09%			<i>Success</i>	
Durham	26.91%	Conway	21.15%	Salem	16.95%	Stewartstown	12.04%			<i>Thompson and Meserves</i>	
Exeter	26.83%	Nashua	21.15%	Dunbarton	16.77%	Chichester	11.99%			<i>Purchase</i>	
Woodstock	26.46%	Lisbon	20.94%	Newmarket	16.73%	Monroe	11.93%			<i>Wentworth's Location</i>	
Bethlehem	26.39%	Plymouth	20.87%	Alexandria	16.70%	Newton	11.91%				
Lyme	26.17%	Stoddard	20.85%	Pittsburg	16.38%	Dalton	11.76%				
Wilmot	25.93%	Laconia	20.79%	Alton	16.18%	Goshen	11.63%				
Sullivan	25.58%	Meredith	20.78%	Boscawen	16.14%	Sutton	11.60%				
Lincoln	25.49%	Bridgewater	20.67%	Ashland	16.11%	Dummer	11.59%				
Greenfield	25.31%	Barnstead	20.58%	Chatham	16.09%	East Kingston	11.56%				