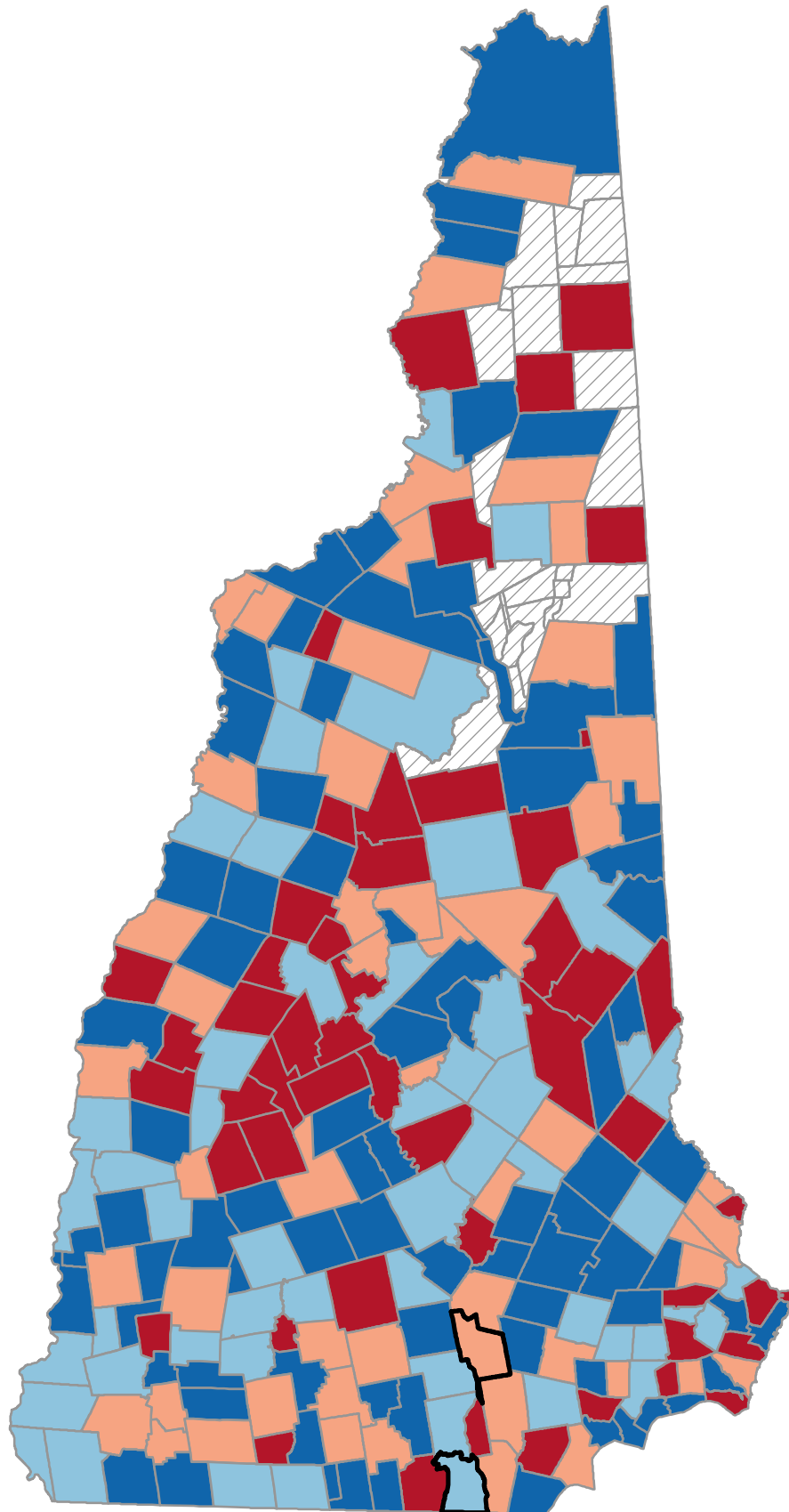
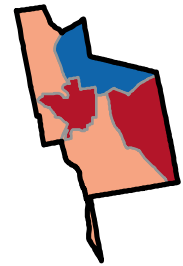


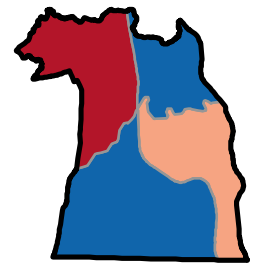
# Percentage of Population Age 75 - 84 Years Among People Age 65+ Years



*Neighborhood values  
in NH cities*



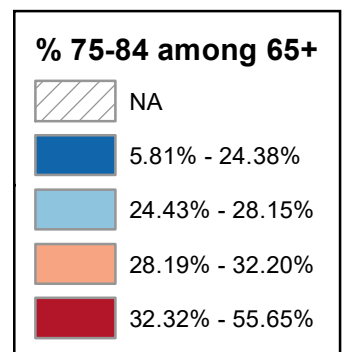
Manchester



Nashua

**State Average: 28.04%**

Source: ACS, 2018-2022



## Percentage of Population Age 75 - 84 Years Among People Age 65+ Years

Acworth	20.88%	Dalton	17.65%	Haverhill	22.45%	Nelson	25.48%	South Hampton	22.22%	<b>Manchester</b>	
Albany	18.33%	Danbury	36.08%	Hebron	35.22%	New Boston	28.45%	Springfield	26.51%	Central Manchester	36.51%
Alexandria	25.15%	Danville	29.83%	Henniker	16.00%	New Castle	38.53%	Stark	20.42%	Manchester: West	31.83%
Allenstown	11.83%	Deerfield	18.06%	Hill	32.32%	New Durham	18.18%	Stewartstown	20.73%	Manchester: South	28.79%
Alstead	30.88%	Deering	28.15%	Hillsborough	27.86%	New Hampton	28.05%	Stoddard	30.21%	Manchester: North	24.35%
Alton	37.25%	Derry	25.21%	Hinsdale	27.69%	New Ipswich	27.68%	Stratford	19.27%	Manchester: East	32.47%
Amherst	20.25%	Dorchester	5.81%	Holderness	30.54%	New London	39.20%	Stratford	40.54%		
Andover	46.45%	Dover	30.43%	Hollis	39.19%	Newbury	35.01%	Stratham	25.99%	<b>Nashua</b>	
Antrim	26.58%	Dublin	22.35%	Hooksett	30.41%	Newfields	26.96%	Sugar Hill	41.67%	Nashua: Zip 03060	32.11%
Ashland	11.92%	Dummer	42.03%	Hopkinton	20.24%	Newington	25.27%	Sullivan	34.88%	Nashua: Zip 03062	24.37%
Atkinson	23.05%	Dunbarton	27.54%	Hudson	28.19%	Newmarket	32.48%	Sunapee	26.27%	Nashua: Zip 03063	34.11%
Auburn	14.09%	Durham	30.60%	Jackson	30.69%	Newport	23.58%	Surry	25.10%	Nashua: Zip 03064	20.10%
Barnstead	31.95%	East Kingston	54.94%	Jaffrey	29.23%	Newton	20.42%	Sutton	42.01%		
Barrington	26.40%	Easton	21.68%	Jefferson	55.65%	North Hampton	33.48%	Swanzy	30.60%		
Bartlett	16.25%	Eaton	22.45%	Keene	27.17%	Northfield	24.94%	Tamworth	32.58%		
Bath	22.29%	Effingham	10.00%	Kensington	28.87%	Northumberland	26.09%	Temple	22.60%	<b>Unincorporated Places</b>	
Bedford	26.10%	Ellsworth	44.44%	Kingston	25.55%	Northwood	11.91%	Thornton	36.91%	<i>Atkinson and Gilmanton</i>	
Belmont	26.35%	Enfield	30.46%	Laconia	22.32%	Nottingham	20.83%	Tilton	30.61%	<i>Academy Grant</i>	
Bennington	36.19%	Epping	14.62%	Lancaster	30.86%	Orange	50.68%	Troy	28.88%	<i>Bean's Grant</i>	
Benton	27.46%	Epsom	22.68%	Landaff	24.82%	Orford	26.81%	Tuftonboro	34.88%	<i>Bean's Purchase</i>	
Berlin	30.81%	Errol	40.00%	Langdon	18.62%	Ossipee	25.02%	Unity	25.05%	<i>Cambridge</i>	
Bethlehem	22.95%	Exeter	32.65%	Lebanon	32.42%	Pelham	24.16%	Wakefield	37.62%	<i>Chandler's Purchase</i>	
Boscawen	19.64%	Farmington	39.83%	Lee	20.76%	Pembroke	34.55%	Walpole	23.35%	<i>Crawford's Purchase</i>	
Bow	22.71%	Fitzwilliam	15.49%	Lempster	27.08%	Peterborough	28.48%	Warner	28.25%	<i>Cutt's Grant</i>	
Bradford	19.44%	Francestown	30.25%	Lincoln	26.46%	Piermont	30.38%	Warren	16.74%	<i>Dix's Grant</i>	
Brentwood	26.38%	Franconia	29.26%	Lisbon	11.56%	Pittsburg	20.34%	Washington	23.13%	<i>Dixville</i>	
Bridgewater	32.00%	Franklin	36.16%	Litchfield	35.04%	Pittsfield	24.92%	Waterville Valley	37.63%	<i>Erving's Location</i>	
Bristol	37.63%	Freedom	22.52%	Littleton	22.81%	Plainfield	22.97%	Weare	36.10%	<i>Green's Grant</i>	
Brookfield	21.39%	Fremont	27.15%	Londonderry	28.51%	Plaislow	15.37%	Webster	18.01%	<i>Hadley's Purchase</i>	
Brookline	23.91%	Gilford	26.99%	Loudon	25.26%	Plymouth	30.96%	Wentworth	25.57%	<i>Kilkenny</i>	
Campton	35.05%	Gilmanton	26.29%	Lyman	32.20%	Portsmouth	32.91%	Westmoreland	27.61%	<i>Livermore</i>	
Canaan	23.38%	Gilsun	18.89%	Lyme	21.03%	Randolph	27.48%	Whitefield	30.01%	<i>Low and Burbank's Grant</i>	
Candia	21.79%	Goffstown	23.68%	Lyndeborough	30.61%	Raymond	24.65%	Wilmot	34.68%	<i>Martin's Location</i>	
Canterbury	33.13%	Gorham	28.55%	Madbury	31.11%	Richmond	18.50%	Wilton	30.54%	<i>Millsfield</i>	
Carroll	19.61%	Goshen	30.23%	Madison	30.20%	Rindge	25.76%	Winchester	27.27%	<i>Odell</i>	
Center Harbor	28.35%	Grafton	34.58%	Manchester	30.80%	Rochester	24.03%	Windham	36.23%	<i>Pinkham's Grant</i>	
Charlestown	27.91%	Grantham	44.79%	Marlborough	28.57%	Rollinsford	50.32%	Windsor	20.83%	<i>Sargent's Purchase</i>	
Chatham	21.84%	Greenfield	24.38%	Marlow	19.19%	Roxbury	18.18%	Wolfeboro	41.74%	<i>Second College Grant</i>	
Chester	31.87%	Greenland	18.64%	Mason	18.22%	Rumney	18.12%	Woodstock	28.52%	<i>Success</i>	
Chesterfield	25.42%	Greenville	21.76%	Meredith	19.11%	Rye	17.84%			<i>Thompson and Meserves</i>	
Chichester	28.51%	Groton	41.54%	Merrimack	27.26%	Salem	28.96%			<i>Purchase</i>	
Claremont	25.21%	Hale's Location	40.37%	Middleton	27.91%	Salisbury	21.09%			<i>Wentworth's Location</i>	
Clarksville	29.41%	Hampstead	39.21%	Milan	18.97%	Sanbornton	20.78%				
Colebrook	20.64%	Hampton	31.13%	Milford	30.00%	Sandown	20.14%				
Columbia	29.01%	Hampton Falls	19.47%	Milton	26.72%	Sandwich	25.28%				
Concord	28.00%	Hancock	24.43%	Monroe	28.44%	Seabrook	39.28%				
Conway	29.09%	Hanover	31.97%	Mont Vernon	20.59%	Sharon	52.94%				
Cornish	32.13%	Harrisville	23.02%	Moultonborough	29.84%	Shelburne	39.56%				
Croydon	32.37%	Hart's Location	8.00%	Nashua	27.10%	Somersworth	31.41%				



Point32Health  
Foundation

In partnership with  
Harvard Pilgrim  
Health Care  
a Point32Health company

## Percentage of Population Age 75 - 84 Years Among People Age 65+ Years (Ranked)

Jefferson	55.65%	Croydon	32.37%	New Boston	28.45%	Surry	25.10%	Pittsburg	20.34%	<b>Manchester</b>	
East Kingston	54.94%	Hill	32.32%	Monroe	28.44%	Unity	25.05%	Amherst	20.25%	Central Manchester	36.51%
Sharon	52.94%	Lyman	32.20%	Center Harbor	28.35%	Ossipee	25.02%	Hopkinton	20.24%	Manchester: East	32.47%
Orange	50.68%	Cornish	32.13%	Warner	28.25%	Northfield	24.94%	Sandown	20.14%	Manchester: West	31.83%
Rollinsford	50.32%	Bridgewater	32.00%	Hudson	28.19%	Pittsfield	24.92%	Boscawen	19.64%	Manchester: South	28.79%
Andover	46.45%	Hanover	31.97%	Deering	28.15%	Landaff	24.82%	Carroll	19.61%	Manchester: North	24.35%
Grantham	44.79%	Barnstead	31.95%	New Hampton	28.05%	Raymond	24.65%	Hampton Falls	19.47%		
Ellsworth	44.44%	Chester	31.87%	Concord	28.00%	Hancock	24.43%	Bradford	19.44%	<b>Nashua</b>	
Dummer	42.03%	Somersworth	31.41%	Charlestown	27.91%	Greenfield	24.38%	Strafford	19.27%	Nashua: Zip 03063	34.11%
Sutton	42.01%	Hampton	31.13%	Middleton	27.91%	Pelham	24.16%	Marlow	19.19%	Nashua: Zip 03060	32.11%
Wolfeboro	41.74%	Madbury	31.11%	Hillsborough	27.86%	Rochester	24.03%	Meredith	19.11%	Nashua: Zip 03062	24.37%
Sugar Hill	41.67%	Plymouth	30.96%	Hinsdale	27.69%	Brookline	23.91%	Milan	18.97%	Nashua: Zip 03064	20.10%
Groton	41.54%	Alstead	30.88%	New Ipswich	27.68%	Goffstown	23.68%	Gilsum	18.89%		
Stratford	40.54%	Lancaster	30.86%	Westmoreland	27.61%	Newport	23.58%	Greenland	18.64%		
Hale's Location	40.37%	Berlin	30.81%	Dunbarton	27.54%	Canaan	23.38%	Langdon	18.62%		
Errol	40.00%	Manchester	30.80%	Randolph	27.48%	Walpole	23.35%	Richmond	18.50%		
Farmington	39.83%	Jackson	30.69%	Benton	27.46%	Washington	23.13%	Albany	18.33%	<b>Unincorporated Places</b>	
Shelburne	39.56%	Tilton	30.61%	Winchester	27.27%	Atkinson	23.05%	Mason	18.22%	<i>Atkinson and Gilmanton</i>	
Seabrook	39.28%	Lyndeborough	30.61%	Merrimack	27.26%	Harrisville	23.02%	New Durham	18.18%	<i>Academy Grant</i>	
Hampstead	39.21%	Durham	30.60%	Keene	27.17%	Plainfield	22.97%	Roxbury	18.18%	<i>Bean's Grant</i>	
New London	39.20%	Swanzey	30.60%	Fremont	27.15%	Bethlehem	22.95%	Rumney	18.12%	<i>Bean's Purchase</i>	
Hollis	39.19%	Wilton	30.54%	Nashua	27.10%	Littleton	22.81%	Deerfield	18.06%	<i>Cambridge</i>	
New Castle	38.53%	Holderness	30.54%	Lempster	27.08%	Bow	22.71%	Ashland	18.01%	<i>Chandler's Purchase</i>	
Waterville Valley	37.63%	Enfield	30.46%	Gilford	26.99%	Epsom	22.68%	Rye	17.84%	<i>Crawford's Purchase</i>	
Bristol	37.63%	Dover	30.43%	Newfields	26.96%	Temple	22.60%	Dalton	17.65%	<i>Cutt's Grant</i>	
Wakefield	37.62%	Hooksett	30.41%	Orford	26.81%	Freedom	22.52%	Warren	16.74%	<i>Dix's Grant</i>	
Alton	37.25%	Piermont	30.38%	Milton	26.72%	Haverhill	22.45%	Bartlett	16.25%	<i>Dixville</i>	
Thornton	36.91%	Francestown	30.25%	Antrim	26.58%	Eaton	22.45%	Henniker	16.00%	<i>Erving's Location</i>	
Windham	36.23%	Goshen	30.23%	Springfield	26.51%	Dublin	22.35%	Fitzwilliam	15.49%	<i>Green's Grant</i>	
Bennington	36.19%	Stoddard	30.21%	Lincoln	26.46%	Laconia	22.32%	Plaistow	15.37%	<i>Hadley's Purchase</i>	
Franklin	36.16%	Madison	30.20%	Barrington	26.40%	Bath	22.29%	Epping	14.62%	<i>Kilkenny</i>	
Weare	36.10%	Whitefield	30.01%	Brentwood	26.38%	South Hampton	22.22%	Auburn	14.09%	<i>Livermore</i>	
Danbury	36.08%	Milford	30.00%	Belmont	26.35%	Chatham	21.84%	Ashland	11.92%	<i>Low and Burbank's Grant</i>	
Hebron	35.22%	Moultonborough	29.84%	Gilmanton	26.29%	Candia	21.79%	Northwood	11.91%	<i>Martin's Location</i>	
Campton	35.05%	Danville	29.83%	Sunapee	26.27%	Greenville	21.76%	Allenstown	11.83%	<i>Millsfield</i>	
Litchfield	35.04%	Clarksville	29.41%	Bedford	26.10%	Easton	21.68%	Lisbon	11.56%	<i>Odell</i>	
Newbury	35.01%	Franconia	29.26%	Northumberland	26.09%	Brookfield	21.39%	Effingham	10.00%	<i>Pinkham's Grant</i>	
Sullivan	34.88%	Jaffrey	29.23%	Stratham	25.99%	Salisbury	21.09%	Hart's Location	8.00%	<i>Sargent's Purchase</i>	
Tuftonboro	34.88%	Conway	29.09%	Rindge	25.76%	Lyme	21.03%	Dorchester	5.81%	<i>Second College Grant</i>	
Wilmot	34.68%	Columbia	29.01%	Wentworth	25.57%	Acworth	20.88%			<i>Success</i>	
Grafton	34.58%	Salem	28.96%	Kingston	25.55%	Nottingham	20.83%			<i>Thompson and Meserves</i>	
Pembroke	34.55%	Troy	28.88%	Nelson	25.48%	Windsor	20.83%			<i>Purchase</i>	
North Hampton	33.48%	Kensington	28.87%	Chesterfield	25.42%	Sanbornton	20.78%			<i>Wentworth's Location</i>	
Canterbury	33.13%	Marlborough	28.57%	Sandwich	25.28%	Lee	20.76%				
Portsmouth	32.91%	Gorham	28.55%	Newington	25.27%	Stewartstown	20.73%				
Exeter	32.65%	Woodstock	28.52%	Loudon	25.26%	Colebrook	20.64%				
Tamworth	32.58%	Londonderry	28.51%	Claremont	25.21%	Mont Vernon	20.59%				
Newmarket	32.48%	Chichester	28.51%	Derry	25.21%	Stark	20.42%				
Lebanon	32.42%	Peterborough	28.48%	Alexandria	25.15%	Newton	20.42%				

Questions ? [Beth.Dugan@umb.edu](mailto:Beth.Dugan@umb.edu)