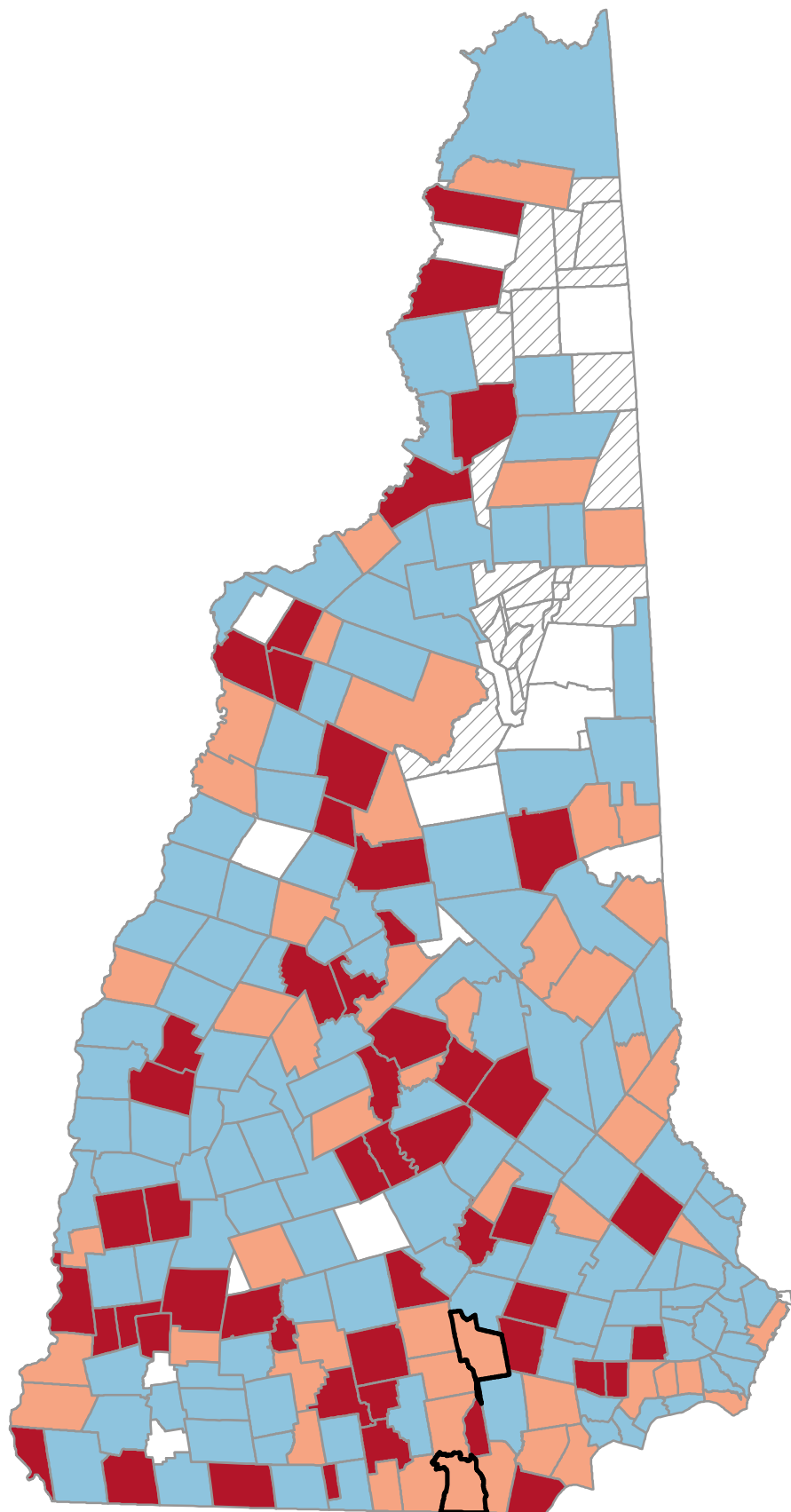
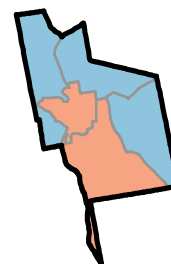


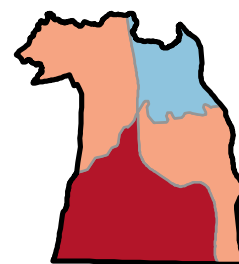
Percentage of Grandparents who Live with Grandchildren



Neighborhood values
in NH cities



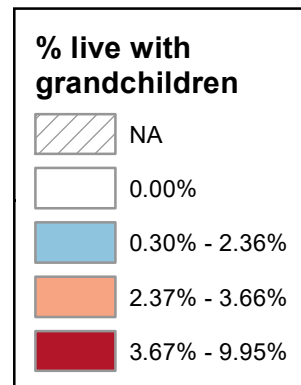
Manchester



Nashua

State Average: 2.45%

Source: ACS, 2018-2022



Percentage of Grandparents who Live with Grandchildren

Acworth	6.06%	Dalton	3.29%	Haverhill	3.04%	Nelson	2.55%	South Hampton	1.93%	Manchester	
Albany	1.57%	Danbury	3.45%	Hebron	0.93%	New Boston	5.06%	Springfield	1.02%	Central Manchester	3.16%
Alexandria	3.78%	Danville	4.90%	Henniker	2.15%	New Castle	0%	Stark	6.78%	Manchester: West	2.16%
Allenstown	2.20%	Deerfield	1.19%	Hill	1.36%	New Durham	1.65%	Stewartstown	4.09%	Manchester: South	2.49%
Alstead	1.82%	Deering	0.30%	Hillsborough	3.11%	New Hampton	3.63%	Stoddard	3.83%	Manchester: North	1.34%
Alton	2.02%	Derry	3.09%	Hinsdale	4.25%	New Ipswich	2.00%	Stratford	0.89%	Manchester: East	1.96%
Amherst	1.39%	Dorchester	1.79%	Holderness	2.07%	New London	2.11%	Stratford	1.09%		
Andover	0.60%	Dover	0.70%	Hollis	2.82%	Newbury	1.21%	Stratham	1.50%	Nashua	
Antrim	4.47%	Dublin	1.21%	Hooksett	2.19%	Newfields	1.72%	Sugar Hill	2.66%	Nashua: Zip 03060	3.15%
Ashland	3.67%	Dummer	1.99%	Hopkinton	0%	Newington	1.92%	Sullivan	7.43%	Nashua: Zip 03062	4.48%
Atkinson	1.50%	Dunbarton	4.25%	Hudson	2.57%	Newmarket	1.53%	Sunapee	1.40%	Nashua: Zip 03063	2.37%
Auburn	3.71%	Durham	1.41%	Jackson	0%	Newport	0.49%	Surry	5.82%	Nashua: Zip 03064	2.24%
Barnstead	1.72%	East Kingston	2.90%	Jaffrey	0.43%	Newton	2.35%	Sutton	1.61%		
Barrington	5.55%	Easton	0.31%	Jefferson	2.33%	North Hampton	0.73%	Swanzy	1.17%		
Bartlett	0%	Eaton	3.10%	Keene	1.33%	Northfield	2.24%	Tamworth	4.12%		
Bath	5.15%	Effingham	2.85%	Kensington	3.10%	Northumberland	1.41%	Temple	3.26%	Unincorporated Places	
Bedford	3.02%	Ellsworth	5.41%	Kingston	2.68%	Northwood	3.31%	Thornton	2.99%	<i>Atkinson and Gilmanton</i>	
Belmont	7.01%	Enfield	1.86%	Laconia	3.66%	Nottingham	1.62%	Tilton	2.49%	<i>Academy Grant</i>	
Bennington	4.08%	Epping	0.78%	Lancaster	5.14%	Orange	0.42%	Troy	0%	<i>Bean's Grant</i>	
Benton	1.46%	Epsom	4.37%	Landaff	4.13%	Orford	0.71%	Tuftonboro	2.37%	<i>Bean's Purchase</i>	
Berlin	2.38%	Errol	0%	Langdon	2.59%	Ossipee	0.38%	Unity	1.16%	<i>Cambridge</i>	
Bethlehem	0.56%	Exeter	1.15%	Lebanon	3.10%	Pelham	3.93%	Wakefield	1.74%	<i>Chandler's Purchase</i>	
Boscawen	6.37%	Farmington	2.93%	Lee	0.70%	Pembroke	4.45%	Walpole	4.32%	<i>Crawford's Purchase</i>	
Bow	0.90%	Fitzwilliam	0.49%	Lempster	5.38%	Peterborough	0.97%	Warner	1.04%	<i>Cutt's Grant</i>	
Bradford	1.92%	Francestown	2.44%	Lincoln	2.52%	Piermont	3.51%	Warren	1.24%	<i>Dix's Grant</i>	
Brentwood	5.66%	Franconia	1.25%	Lisbon	4.80%	Pittsburg	1.62%	Washington	2.29%	<i>Dixville</i>	
Bridgewater	0.47%	Franklin	4.50%	Litchfield	4.25%	Pittsfield	1.86%	Waterville Valley	0%	<i>Erving's Location</i>	
Bristol	5.75%	Freedom	0%	Littleton	2.29%	Plainfield	0.80%	Weare	1.42%	<i>Green's Grant</i>	
Brookfield	2.33%	Fremont	2.11%	Londonderry	2.35%	Plaistow	1.94%	Webster	6.03%	<i>Hadley's Purchase</i>	
Brookline	2.64%	Gilford	1.14%	Loudon	2.09%	Plymouth	0.53%	Wentworth	0%	<i>Kilkenny</i>	
Campton	8.23%	Gilmanton	4.59%	Lyman	0%	Portsmouth	1.18%	Westmoreland	3.32%	<i>Livermore</i>	
Canaan	1.34%	Gilsun	3.87%	Lyme	0.77%	Randolph	0.69%	Whitefield	1.19%	<i>Low and Burbank's Grant</i>	
Candia	4.85%	Goffstown	3.53%	Lyndeborough	4.70%	Raymond	1.26%	Wilmot	2.27%	<i>Martin's Location</i>	
Canterbury	4.60%	Gorham	0.95%	Madbury	2.71%	Richmond	4.35%	Wilton	1.29%	<i>Millsfield</i>	
Carroll	0.62%	Goshen	2.17%	Madison	3.32%	Rindge	4.01%	Winchester	0.71%	<i>Odell</i>	
Center Harbor	0%	Grafton	3.65%	Manchester	2.37%	Rochester	2.31%	Windham	2.44%	<i>Pinkham's Grant</i>	
Charlestown	2.04%	Grantham	9.95%	Marlborough	1.86%	Rollinsford	0.80%	Windsor	0%	<i>Sargent's Purchase</i>	
Chatham	1.42%	Greenfield	2.82%	Marlow	1.86%	Roxbury	0%	Wolfeboro	2.37%	<i>Second College Grant</i>	
Chester	2.00%	Greenland	2.14%	Mason	1.92%	Rumney	1.43%	Woodstock	5.19%	<i>Success</i>	
Chesterfield	2.87%	Greenville	4.16%	Meredith	1.16%	Rye	2.89%			<i>Thompson and Meserves</i>	
Chichester	2.72%	Groton	3.01%	Merrimack	2.93%	Salem	2.58%			<i>Purchase</i>	
Claremont	1.05%	Hale's Location	0%	Middleton	2.92%	Salisbury	2.92%			<i>Wentworth's Location</i>	
Clarksville	3.23%	Hampstead	2.01%	Milan	2.21%	Sanbornton	5.60%				
Colebrook	0%	Hampton	1.86%	Milford	3.77%	Sandown	4.88%				
Columbia	4.89%	Hampton Falls	1.92%	Milton	3.65%	Sandwich	1.70%				
Concord	2.36%	Hancock	2.31%	Monroe	0.47%	Seabrook	2.40%				
Conway	0.88%	Hanover	2.33%	Mont Vernon	5.79%	Sharon	1.62%				
Cornish	2.23%	Harrisville	0.80%	Moultonborough	0.53%	Shelburne	2.38%				
Croydon	3.97%	Hart's Location	0%	Nashua	3.03%	Somersworth	1.18%				



Point32Health
Foundation

In partnership with
Harvard Pilgrim
Health Care
a Point32Health company

Percentage of Grandparents who Live with Grandchildren (Ranked)

Grantham	9.95%	Auburn	3.71%	Berlin	2.38%	Newfields	1.72%	Plainfield	0.80%	Manchester	
Campton	8.23%	Ashland	3.67%	Shelburne	2.38%	Sandwich	1.70%	Epping	0.78%	Central Manchester	3.16%
Sullivan	7.43%	Laconia	3.66%	Tuftonboro	2.37%	New Durham	1.65%	Lyme	0.77%	Manchester: South	2.49%
Belmont	7.01%	Milton	3.65%	Wolfeboro	2.37%	Pittsburg	1.62%	North Hampton	0.73%	Manchester: West	2.16%
Stark	6.78%	Grafton	3.65%	Manchester	2.37%	Sharon	1.62%	Orford	0.71%	Manchester: East	1.96%
Boscawen	6.37%	New Hampton	3.63%	Concord	2.36%	Nottingham	1.62%	Winchester	0.71%	Manchester: North	1.34%
Acworth	6.06%	Goffstown	3.53%	Londonderry	2.35%	Sutton	1.61%	Lee	0.70%		
Webster	6.03%	Piermont	3.51%	Newton	2.35%	Albany	1.57%	Dover	0.70%	Nashua	
Surry	5.82%	Danbury	3.45%	Jefferson	2.33%	Newmarket	1.53%	Randolph	0.69%	Nashua: Zip 03062	4.48%
Mont Vernon	5.79%	Madison	3.32%	Hanover	2.33%	Atkinson	1.50%	Carroll	0.62%	Nashua: Zip 03060	3.15%
Bristol	5.75%	Westmoreland	3.32%	Brookfield	2.33%	Stratham	1.50%	Andover	0.60%	Nashua: Zip 03063	2.37%
Brentwood	5.66%	Northwood	3.31%	Hancock	2.31%	Benton	1.46%	Bethlehem	0.56%	Nashua: Zip 03064	2.24%
Sanbornton	5.60%	Dalton	3.29%	Rochester	2.31%	Rumney	1.43%	Plymouth	0.53%		
Barrington	5.55%	Temple	3.26%	Littleton	2.29%	Chatham	1.42%	Moultonborough	0.53%		
Ellsworth	5.41%	Clarksville	3.23%	Washington	2.29%	Weare	1.42%	Fitzwilliam	0.49%		
Lempster	5.38%	Hillsborough	3.11%	Wilmot	2.27%	Durham	1.41%	Newport	0.49%		
Woodstock	5.19%	Eaton	3.10%	Northfield	2.24%	Northumberland	1.41%	Bridgewater	0.47%	Unincorporated Places	
Bath	5.15%	Kensington	3.10%	Cornish	2.23%	Sunapee	1.40%	Monroe	0.47%	<i>Atkinson and Gilmanton</i>	
Lancaster	5.14%	Lebanon	3.10%	Milan	2.21%	Amherst	1.39%	Jaffrey	0.43%	<i>Academy Grant</i>	
New Boston	5.06%	Derry	3.09%	Allenstown	2.20%	Hill	1.36%	Orange	0.42%	<i>Bean's Grant</i>	
Danville	4.90%	Haverhill	3.04%	Hooksett	2.19%	Canaan	1.34%	Ossipee	0.38%	<i>Bean's Purchase</i>	
Columbia	4.89%	Nashua	3.03%	Goshen	2.17%	Keene	1.33%	Easton	0.31%	<i>Cambridge</i>	
Sandown	4.88%	Bedford	3.02%	Henniker	2.15%	Wilton	1.29%	Lyman	0.30%	<i>Chandler's Purchase</i>	
Candia	4.85%	Groton	3.01%	Greenland	2.14%	Raymond	1.26%	Bartlett	0%	<i>Crawford's Purchase</i>	
Lisbon	4.80%	Thornton	2.99%	New London	2.11%	Franconia	1.25%	Center Harbor	0%	<i>Cutt's Grant</i>	
Lyndeborough	4.70%	Farmington	2.93%	Fremont	2.11%	Warren	1.24%	Colebrook	0%	<i>Dix's Grant</i>	
Canterbury	4.60%	Merrimack	2.93%	Loudon	2.09%	Newbury	1.21%	Errol	0%	<i>Dixville</i>	
Gilmanton	4.59%	Middleton	2.92%	Holderness	2.07%	Dublin	1.21%	Freedom	0%	<i>Erving's Location</i>	
Franklin	4.50%	Salisbury	2.92%	Charlestown	2.04%	Deerfield	1.19%	Hale's Location	0%	<i>Green's Grant</i>	
Antrim	4.47%	East Kingston	2.90%	Alton	2.02%	Whitefield	1.19%	Hart's Location	0%	<i>Hadley's Purchase</i>	
Pembroke	4.45%	Rye	2.89%	Hampstead	2.01%	Somersworth	1.18%	Hopkinton	0%	<i>Kilkenny</i>	
Epsom	4.37%	Chesterfield	2.87%	New Ipswich	2.00%	Portsmouth	1.18%	Jackson	0%	<i>Livermore</i>	
Richmond	4.35%	Effingham	2.85%	Chester	2.00%	Swanzey	1.17%	Lyman	0%	<i>Low and Burbank's Grant</i>	
Walpole	4.32%	Hollis	2.82%	Dummer	1.99%	Meredith	1.16%	New Castle	0%	<i>Martin's Location</i>	
Hinsdale	4.25%	Greenfield	2.82%	Plaistow	1.94%	Unity	1.16%	Roxbury	0%	<i>Millsfield</i>	
Dunbarton	4.25%	Chichester	2.72%	South Hampton	1.93%	Exeter	1.15%	Troy	0%	<i>Odell</i>	
Litchfield	4.25%	Madbury	2.71%	Mason	1.92%	Gilford	1.14%	Waterville Valley	0%	<i>Pinkham's Grant</i>	
Greenville	4.16%	Kingston	2.68%	Hampton Falls	1.92%	Stratford	1.09%	Wentworth	0%	<i>Sargent's Purchase</i>	
Landaff	4.13%	Sugar Hill	2.66%	Bradford	1.92%	Claremont	1.05%	Windsor	0%	<i>Second College Grant</i>	
Tamworth	4.12%	Brookline	2.64%	Newington	1.92%	Warner	1.04%			<i>Success</i>	
Stewartstown	4.09%	Langdon	2.59%	Hampton	1.86%	Springfield	1.02%			<i>Thompson and Meserves</i>	
Bennington	4.08%	Salem	2.58%	Enfield	1.86%	Peterborough	0.97%			<i>Purchase</i>	
Rindge	4.01%	Hudson	2.57%	Pittsfield	1.86%	Gorham	0.95%			<i>Wentworth's Location</i>	
Croydon	3.97%	Nelson	2.55%	Marlborough	1.86%	Hebron	0.93%				
Pelham	3.93%	Lincoln	2.52%	Marlow	1.86%	Bow	0.90%				
Gilsum	3.87%	Tilton	2.49%	Alstead	1.82%	Strafford	0.89%				
Stoddard	3.83%	Francesstown	2.44%	Dorchester	1.79%	Conway	0.88%				
Alexandria	3.78%	Windham	2.44%	Wakefield	1.74%	Rollinsford	0.80%				
Milford	3.77%	Seabrook	2.40%	Barnstead	1.72%	Harrisville	0.80%				