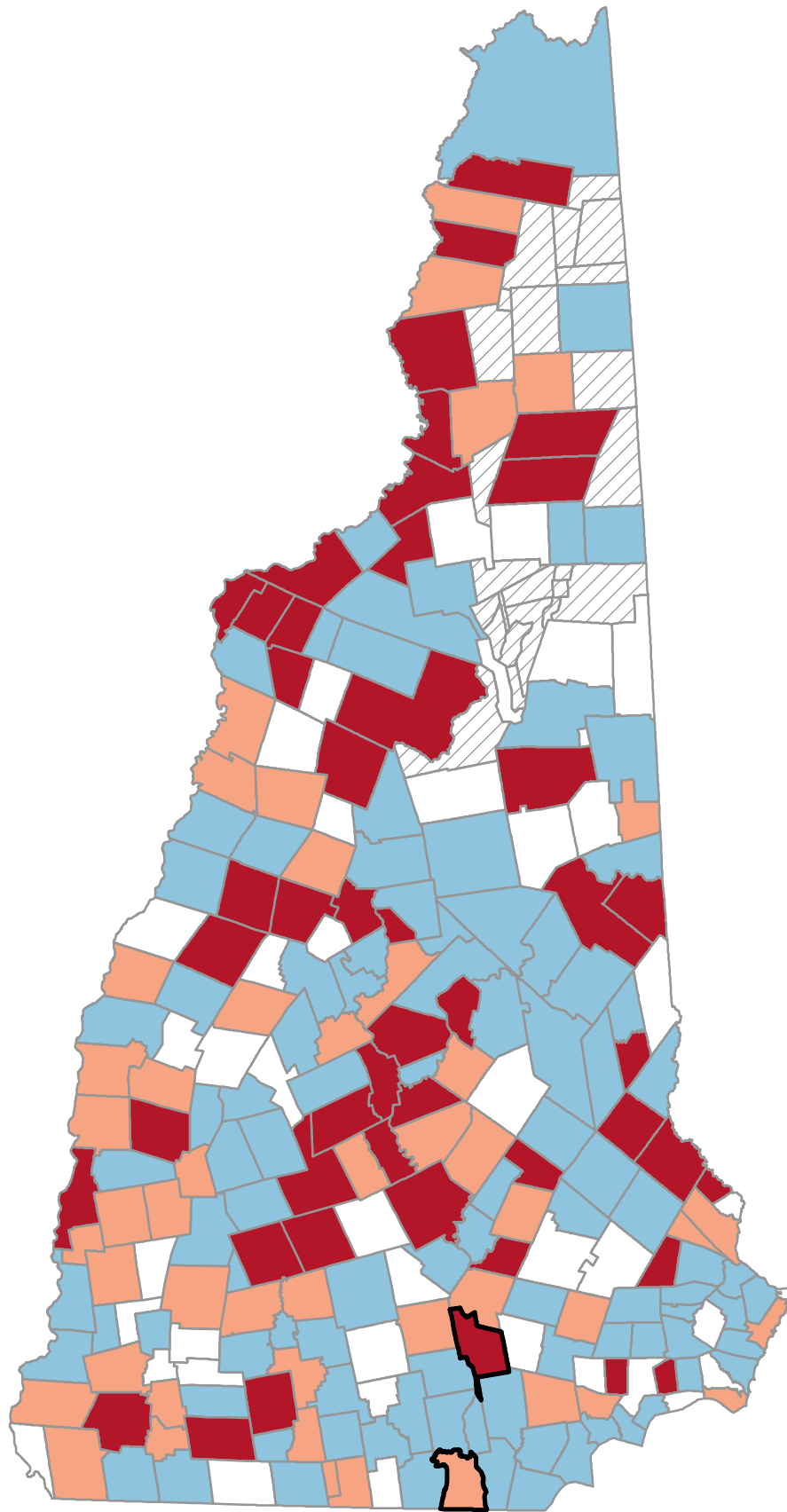
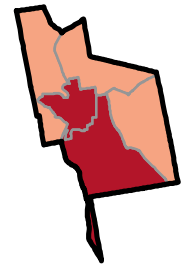


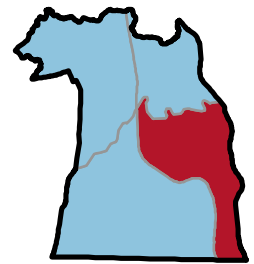
# Percentage of Population 60+ Receiving Food Stamps in Past Year



Neighborhood values  
in NH cities



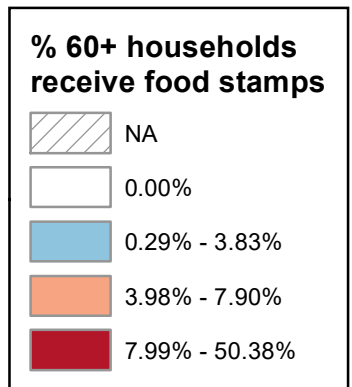
Manchester



Nashua

**State Average: 5.01%**

Source: ACS, 2018-2022



## Percentage of Population 60+ Receiving Food Stamps in Past Year

Acworth	7.32%	Dalton	3.00%	Haverhill	7.62%	Nelson	0%	South Hampton	0%	<b>Manchester</b>	
Albany	10.34%	Danbury	0.95%	Hebron	0%	New Boston	0%	Springfield	0%	Central Manchester	18.34%
Alexandria	3.02%	Danville	12.22%	Henniker	8.19%	New Castle	0%	Stark	7.43%	Manchester: West	4.01%
Allenstown	8.31%	Deerfield	0%	Hill	5.52%	New Durham	2.63%	Stewartstown	7.08%	Manchester: South	10.18%
Alstead	4.95%	Deering	6.31%	Hillsborough	8.74%	New Hampton	6.03%	Stoddard	6.12%	Manchester: North	4.36%
Alton	2.33%	Derry	4.21%	Hinsdale	0%	New Ipswich	0.85%	Strafford	0.66%	Manchester: East	7.18%
Amherst	0.53%	Dorchester	50.38%	Holderness	0.99%	New London	0.91%	Stratford	9.86%		
Andover	3.24%	Dover	4.70%	Hollis	1.19%	Newbury	2.52%	Stratham	0%	<b>Nashua</b>	
Antrim	5.57%	Dublin	1.23%	Hooksett	7.90%	Newfields	1.79%	Sugar Hill	1.08%	Nashua: Zip 03060	16.76%
Ashland	8.70%	Dummer	5.48%	Hopkinton	0%	Newington	0.48%	Sullivan	1.45%	Nashua: Zip 03062	1.24%
Atkinson	1.22%	Dunbarton	0%	Hudson	3.17%	Newmarket	2.17%	Sunapee	1.79%	Nashua: Zip 03063	3.18%
Auburn	0%	Durham	3.22%	Jackson	0%	Newport	8.84%	Surry	2.05%	Nashua: Zip 03064	2.86%
Barnstead	2.11%	East Kingston	14.05%	Jaffrey	8.10%	Newton	1.95%	Sutton	1.20%		
Barrington	0.29%	Easton	0%	Jefferson	0%	North Hampton	2.61%	Swanzy	9.17%		
Bartlett	0.71%	Eaton	7.62%	Keene	6.31%	Northfield	9.18%	Tamworth	0%	<b>Unincorporated Places</b>	
Bath	2.21%	Effingham	8.43%	Kensington	2.22%	Northumberland	15.84%	Temple	4.60%	<i>Atkinson and Gilmanton</i>	
Bedford	1.63%	Ellsworth	0%	Kingston	0%	Northwood	1.59%	Thornton	1.88%	<i>Academy Grant</i>	
Belmont	5.02%	Enfield	1.35%	Laconia	8.38%	Nottingham	0%	Tilton	2.96%	<i>Bean's Grant</i>	
Bennington	3.23%	Epping	2.14%	Lancaster	10.90%	Orange	0%	Troy	7.67%	<i>Bean's Purchase</i>	
Benton	0%	Epsom	7.37%	Landaff	9.09%	Orford	1.39%	Tuftsboro	1.15%	<i>Cambridge</i>	
Berlin	17.99%	Errol	0.92%	Langdon	4.96%	Ossipee	12.19%	Unity	1.67%	<i>Chandler's Purchase</i>	
Bethlehem	0.72%	Exeter	2.18%	Lebanon	4.18%	Pelham	2.23%	Wakefield	0%	<i>Crawford's Purchase</i>	
Boscawen	19.31%	Farmington	10.17%	Lee	11.48%	Pembroke	3.11%	Walpole	3.83%	<i>Cutt's Grant</i>	
Bow	1.68%	Fitzwilliam	2.70%	Lempster	5.36%	Peterborough	8.09%	Warner	8.65%	<i>Dix's Grant</i>	
Bradford	3.59%	Francestown	1.17%	Lincoln	8.28%	Piermont	6.25%	Warren	4.24%	<i>Dixville</i>	
Brentwood	1.25%	Franconia	0.35%	Lisbon	15.03%	Pittsburg	2.14%	Washington	0.49%	<i>Erving's Location</i>	
Bridgewater	3.24%	Franklin	8.13%	Litchfield	1.73%	Pittsfield	21.17%	Waterville Valley	0%	<i>Green's Grant</i>	
Bristol	2.72%	Freedom	3.62%	Littleton	9.50%	Plainfield	2.70%	Weare	3.24%	<i>Hadley's Purchase</i>	
Brookfield	2.68%	Fremont	3.12%	Londonderry	2.56%	Plaislow	2.71%	Webster	7.53%	<i>Kilkenny</i>	
Brookline	0%	Gilford	1.07%	Loudon	6.16%	Plymouth	16.00%	Wentworth	1.84%	<i>Livermore</i>	
Campton	3.56%	Gilmanton	0%	Lyman	12.50%	Portsmouth	1.70%	Westmoreland	1.09%	<i>Low and Burbank's Grant</i>	
Canaan	15.16%	Gilsun	0%	Lyme	1.02%	Randolph	0%	Whitefield	12.67%	<i>Martin's Location</i>	
Candia	1.15%	Goffstown	7.18%	Lyndeborough	1.02%	Raymond	6.12%	Wilton	2.89%	<i>Millsfield</i>	
Canterbury	5.70%	Gorham	1.24%	Madbury	4.70%	Richmond	2.00%	Winchester	5.03%	<i>Odell</i>	
Carroll	1.78%	Goshen	5.00%	Madison	0%	Rindge	0%	Windham	0.78%	<i>Pinkham's Grant</i>	
Center Harbor	0.68%	Grafton	5.93%	Manchester	9.27%	Rochester	10.51%	Windsor	2.44%	<i>Sargent's Purchase</i>	
Charlestown	9.37%	Grantham	0%	Marlborough	5.53%	Rollinsford	0%	Wolfeboro	1.81%	<i>Second College Grant</i>	
Chatham	0%	Greenfield	5.05%	Marlow	0%	Roxbury	0%	Woodstock	8.73%	<i>Success</i>	
Chester	1.12%	Greenland	1.03%	Mason	6.12%	Rumney	5.35%			<i>Thompson and Meserves</i>	
Chesterfield	5.00%	Greenville	7.59%	Meredith	2.73%	Rye	4.38%			<i>Purchase</i>	
Chichester	2.84%	Groton	12.39%	Merrimack	2.02%	Salem	1.46%			<i>Wentworth's Location</i>	
Claremont	7.78%	Hale's Location	0%	Middleton	8.02%	Salisbury	20.45%				
Clarksville	10.53%	Hampstead	4.67%	Milan	10.95%	Sanbornton	8.53%				
Colebrook	7.99%	Hampton	3.68%	Milford	2.90%	Sandown	0%				
Columbia	6.63%	Hampton Falls	0%	Milton	3.01%	Sandwich	0.29%				
Concord	8.19%	Hancock	2.19%	Monroe	13.26%	Seabrook	7.56%				
Conway	3.68%	Hanover	0%	Mont Vernon	0%	Sharon	2.25%				
Cornish	3.98%	Harrisville	0%	Moultonborough	2.38%	Shelburne	1.35%				
Croydon	7.80%	Hart's Location	0%	Nashua	6.99%	Somersworth	9.31%				



Point32Health  
Foundation

In partnership with  
Harvard Pilgrim  
Health Care  
a Point32Health company

## Percentage of Population 60+ Receiving Food Stamps in Past Year (Ranked)

Dorchester	50.38%	Croydon	7.80%	Hampton	3.68%	Newfields	1.79%	Chatham	0%	<b>Manchester</b>	
Pittsfield	21.17%	Claremont	7.78%	Freedom	3.62%	Sunapee	1.79%	Deerfield	0%	Central Manchester	18.34%
Salisbury	20.45%	Troy	7.67%	Bradford	3.59%	Carroll	1.78%	Dunbarton	0%	Manchester: South	10.18%
Boscawen	19.31%	Haverhill	7.62%	Campton	3.56%	Litchfield	1.73%	Easton	0%	Manchester: East	7.18%
Berlin	17.99%	Eaton	7.62%	Andover	3.24%	Portsmouth	1.70%	Ellsworth	0%	Manchester: North	4.36%
Plymouth	16.00%	Greenville	7.59%	Weare	3.24%	Bow	1.68%	Gilmanton	0%	Manchester: West	4.01%
Northumberland	15.84%	Seabrook	7.56%	Bridgewater	3.24%	Unity	1.67%	Gilsum	0%		
Canaan	15.16%	Webster	7.53%	Bennington	3.23%	Bedford	1.63%	Grantham	0%	<b>Nashua</b>	
Lisbon	15.03%	Stark	7.43%	Durham	3.22%	Northwood	1.59%	Hale's Location	0%	Nashua: Zip 03060	16.76%
East Kingston	14.05%	Epsom	7.37%	Hudson	3.17%	Salem	1.46%	Hampton Falls	0%	Nashua: Zip 03063	3.18%
Monroe	13.26%	Acworth	7.32%	Fremont	3.12%	Sullivan	1.45%	Hanover	0%	Nashua: Zip 03064	2.86%
Whitefield	12.67%	Goffstown	7.18%	Pembroke	3.11%	Orford	1.39%	Harrisville	0%	Nashua: Zip 03062	1.24%
Lyman	12.50%	Stewartstown	7.08%	Alexandria	3.02%	Enfield	1.35%	Hart's Location	0%		
Groton	12.39%	Nashua	6.99%	Milton	3.01%	Shelburne	1.35%	Hebron	0%		
Danville	12.22%	Columbia	6.63%	Dalton	3.00%	Brentwood	1.25%	Hinsdale	0%		
Ossipee	12.19%	Keene	6.31%	Tilton	2.96%	Gorham	1.24%	Hopkinton	0%		
Lee	11.48%	Deering	6.31%	Milford	2.90%	Dublin	1.23%	Jackson	0%	<b>Unincorporated Places</b>	
Milan	10.95%	Piermont	6.25%	Wilton	2.89%	Atkinson	1.22%	Jefferson	0%	<i>Atkinson and Gilmanton</i>	
Lancaster	10.90%	Loudon	6.16%	Chichester	2.84%	Sutton	1.20%	Kingston	0%	<i>Academy Grant</i>	
Clarksville	10.53%	Raymond	6.12%	Meredith	2.73%	Hollis	1.19%	Madison	0%	<i>Bean's Grant</i>	
Rochester	10.51%	Stoddard	6.12%	Bristol	2.72%	Fracestown	1.17%	Marlow	0%	<i>Bean's Purchase</i>	
Albany	10.34%	Mason	6.12%	Plaistow	2.71%	Candia	1.15%	Mont Vernon	0%	<i>Cambridge</i>	
Farmington	10.17%	New Hampton	6.03%	Plainfield	2.70%	Tuftonboro	1.15%	South Hampton	0%	<i>Chandler's Purchase</i>	
Stratford	9.86%	Grafton	5.93%	Fitzwilliam	2.70%	Chester	1.12%	New Boston	0%	<i>Crawford's Purchase</i>	
Littleton	9.50%	Canterbury	5.70%	Brookfield	2.68%	Westmoreland	1.09%	New Castle	0%	<i>Cutt's Grant</i>	
Charlestown	9.37%	Antrim	5.57%	New Durham	2.63%	Sugar Hill	1.08%	Nottingham	0%	<i>Dix's Grant</i>	
Somersworth	9.31%	Marlborough	5.53%	North Hampton	2.61%	Gilford	1.07%	Orange	0%	<i>Dixville</i>	
Manchester	9.27%	Hill	5.52%	Londonderry	2.56%	Greenland	1.03%	Randolph	0%	<i>Erving's Location</i>	
Northfield	9.18%	Dummer	5.48%	Newbury	2.52%	Lyme	1.02%	Rindge	0%	<i>Green's Grant</i>	
Swanzey	9.17%	Lempster	5.36%	Windsor	2.44%	Lyndeborough	1.02%	Rollinsford	0%	<i>Hadley's Purchase</i>	
Landaff	9.09%	Rumney	5.35%	Moultonborough	2.38%	Holderness	0.99%	Roxbury	0%	<i>Kilkenny</i>	
Newport	8.84%	Greenfield	5.05%	Alton	2.33%	Danbury	0.95%	Sandown	0%	<i>Livermore</i>	
Hillsborough	8.74%	Winchester	5.03%	Sharon	2.25%	Errol	0.92%	South Hampton	0%	<i>Low and Burbank's Grant</i>	
Woodstock	8.73%	Belmont	5.02%	Pelham	2.23%	New London	0.91%	Springfield	0%	<i>Martin's Location</i>	
Ashland	8.70%	Chesterfield	5.00%	Kensington	2.22%	New Ipswich	0.85%	Stratham	0%	<i>Millsfield</i>	
Warner	8.65%	Goshen	5.00%	Bath	2.21%	Windham	0.78%	Tamworth	0%	<i>Odell</i>	
Sanbornton	8.53%	Langdon	4.96%	Hancock	2.19%	Bethlehem	0.72%	Wakefield	0%	<i>Pinkham's Grant</i>	
Effingham	8.43%	Alstead	4.95%	Exeter	2.18%	Bartlett	0.71%	Waterville Valley	0%	<i>Sargent's Purchase</i>	
Laconia	8.38%	Madbury	4.70%	Newmarket	2.17%	Center Harbor	0.68%	Wilmot	0%	<i>Second College Grant</i>	
Allenstown	8.31%	Dover	4.70%	Pittsburg	2.14%	Strafford	0.66%			<i>Success</i>	
Lincoln	8.28%	Hampstead	4.67%	Epping	2.14%	Amherst	0.53%			<i>Thompson and Meserves</i>	
Concord	8.19%	Temple	4.60%	Barnstead	2.11%	Washington	0.49%			<i>Purchase</i>	
Henniker	8.19%	Rye	4.38%	Surry	2.05%	Newington	0.48%			<i>Wentworth's Location</i>	
Franklin	8.13%	Warren	4.24%	Merrimack	2.02%	Franconia	0.35%				
Jaffrey	8.10%	Derry	4.21%	Richmond	2.00%	Barrington	0.29%				
Peterborough	8.09%	Lebanon	4.18%	Newton	1.95%	Sandwich	0.29%				
Middleton	8.02%	Cornish	3.98%	Thornton	1.88%	Auburn	0%				
Colebrook	7.99%	Walpole	3.83%	Wentworth	1.84%	Benton	0%				
Hooksett	7.90%	Conway	3.68%	Wolfeboro	1.81%	Brookline	0%				