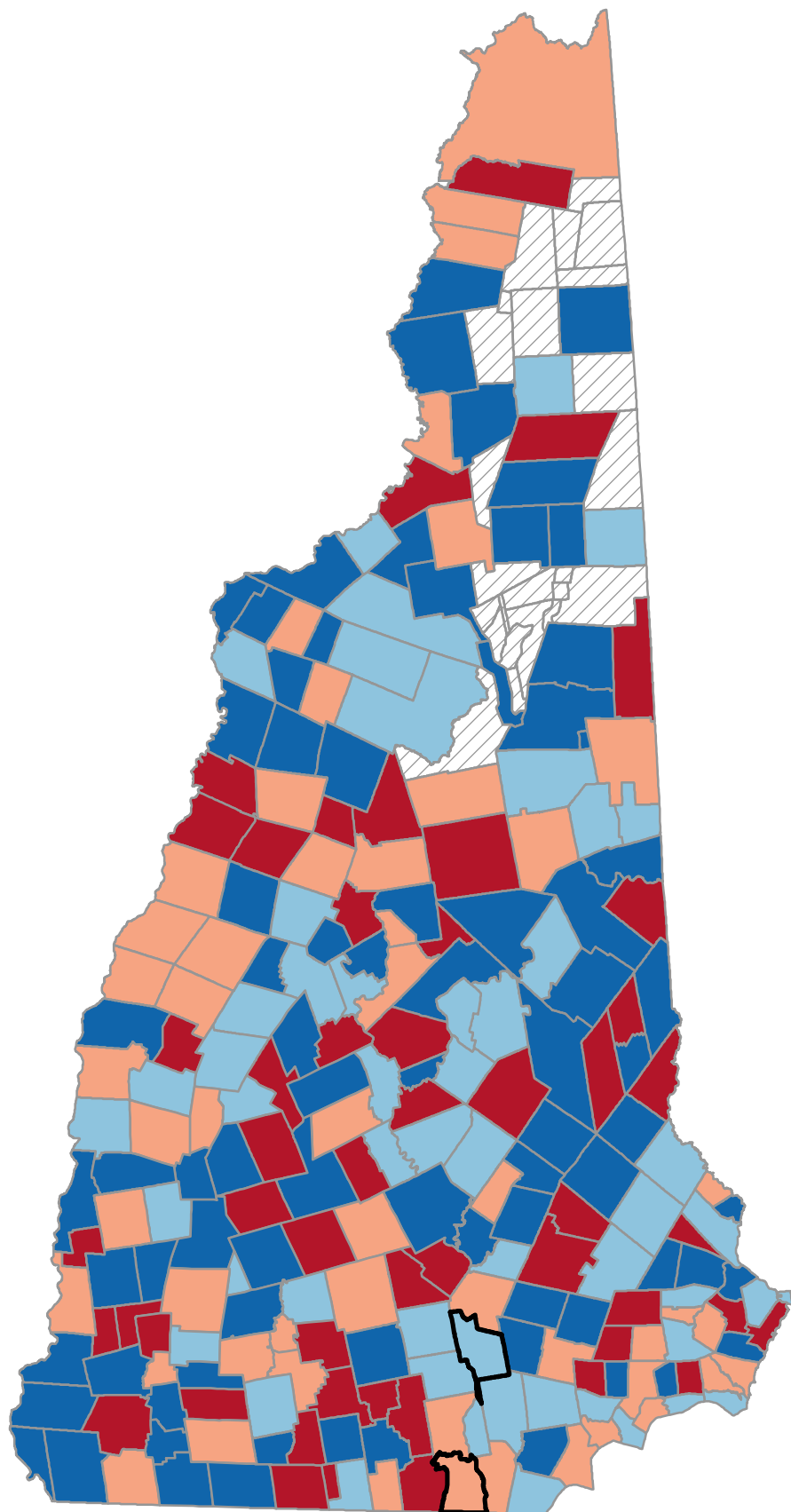
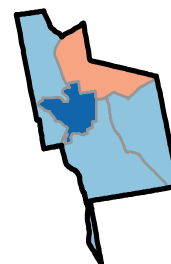


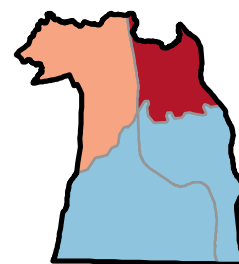
Percentage of Population Age 65+ Years Employed in Past Year



Neighborhood values
in NH cities



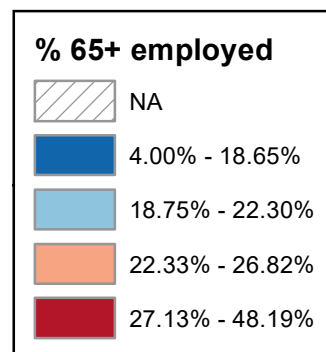
Manchester



Nashua

State Average: 21.55%

Source: ACS, 2018-2022



Percentage of Population Age 65+ Years Employed in Past Year

Acworth	25.82%	Dalton	20.26%	Haverhill	17.67%	Nelson	19.75%	South Hampton	21.60%	Manchester	
Albany	20.83%	Danbury	14.87%	Hebron	8.18%	New Boston	14.99%	Springfield	21.08%	Central Manchester	14.21%
Alexandria	19.79%	Danville	17.83%	Henniker	34.58%	New Castle	19.57%	Stark	12.68%	Manchester: West	20.54%
Allenstown	21.57%	Deerfield	32.72%	Hill	40.24%	New Durham	30.02%	Stewartstown	25.21%	Manchester: South	22.21%
Alstead	17.81%	Deering	18.77%	Hillsborough	13.88%	New Hampton	24.74%	Stoddard	22.98%	Manchester: North	26.68%
Alton	18.28%	Derry	21.88%	Hinsdale	4.06%	New Ipswich	31.30%	Strafford	13.70%	Manchester: East	22.29%
Amherst	29.57%	Dorchester	8.72%	Holderness	16.77%	New London	18.81%	Stratford	18.02%		
Andover	7.94%	Dover	21.98%	Hollis	29.97%	Newbury	13.35%	Stratham	25.49%	Nashua	
Antrim	12.84%	Dublin	28.67%	Hooksett	22.81%	Newfields	23.91%	Sugar Hill	17.71%	Nashua: Zip 03060	21.18%
Ashland	23.64%	Dummer	20.29%	Hopkinton	24.13%	Newington	16.12%	Sullivan	27.13%	Nashua: Zip 03062	20.01%
Atkinson	22.82%	Dunbarton	28.74%	Hudson	24.82%	Newmarket	19.09%	Sunapee	26.16%	Nashua: Zip 03063	24.64%
Auburn	15.61%	Durham	15.92%	Jackson	18.41%	Newport	22.37%	Surry	27.16%	Nashua: Zip 03064	32.50%
Barnstead	17.79%	East Kingston	10.89%	Jaffrey	23.01%	Newton	25.39%	Sutton	47.48%		
Barrington	22.08%	Easton	23.78%	Jefferson	22.92%	North Hampton	15.86%	Swanzey	30.06%		
Bartlett	12.93%	Eaton	20.41%	Keene	16.03%	Northfield	38.54%	Tamworth	25.78%		
Bath	20.38%	Effingham	28.39%	Kensington	27.84%	Northumberland	23.43%	Temple	27.40%	Unincorporated Places	
Bedford	19.56%	Enfield	44.44%	Kingston	23.73%	Northwood	29.57%	Thornton	33.33%	<i>Atkinson and Gilmanton</i>	
Belmont	19.01%	Enfield	24.48%	Laconia	19.68%	Nottingham	20.54%	Tilton	12.96%	<i>Academy Grant</i>	
Bennington	25.24%	Epping	36.21%	Lancaster	32.92%	Orange	13.70%	Troy	10.33%	<i>Bean's Grant</i>	
Benton	8.45%	Epsom	18.65%	Landaff	18.25%	Orford	29.22%	Tuftonboro	20.40%	<i>Bean's Purchase</i>	
Berlin	14.36%	Errol	6.96%	Langdon	31.72%	Ossipee	14.37%	Unity	16.38%	<i>Cambridge</i>	
Bethlehem	20.49%	Exeter	18.99%	Lebanon	25.95%	Pelham	20.16%	Wakefield	11.25%	<i>Chandler's Purchase</i>	
Boscawen	21.13%	Farmington	16.65%	Lee	13.43%	Pembroke	15.90%	Walpole	26.72%	<i>Crawford's Purchase</i>	
Bow	27.51%	Fitzwilliam	14.55%	Lempster	18.75%	Peterborough	22.30%	Warner	17.22%	<i>Cutt's Grant</i>	
Bradford	28.17%	Francestown	30.86%	Lincoln	20.63%	Piermont	31.01%	Warren	25.75%	<i>Dix's Grant</i>	
Brentwood	25.89%	Franconia	19.34%	Lisbon	22.50%	Pittsfield	23.73%	Washington	17.92%	<i>Dixville</i>	
Bridgewater	18.00%	Franklin	21.41%	Litchfield	18.77%	Pittsford	17.69%	Waterville Valley	25.81%	<i>Erving's Location</i>	
Bristol	21.85%	Freedom	17.56%	Littleton	17.09%	Plainfield	13.51%	Weare	25.60%	<i>Green's Grant</i>	
Brookfield	43.32%	Fremont	27.81%	Londonderry	20.76%	Plaistow	20.27%	Webster	28.57%	<i>Hadley's Purchase</i>	
Brookline	26.82%	Gilford	19.54%	Loudon	21.99%	Plymouth	28.44%	Wentworth	34.43%	<i>Kilkenny</i>	
Campton	24.74%	Gilmanton	29.54%	Lyman	18.64%	Portsmouth	20.67%	Westmoreland	15.52%	<i>Livermore</i>	
Canaan	23.52%	Gilsom	40.00%	Lyme	26.17%	Randolph	10.69%	Whitefield	13.60%	<i>Low and Burbank's Grant</i>	
Candia	18.43%	Goffstown	20.79%	Lyndeborough	27.99%	Raymond	18.41%	Wilmot	28.96%	<i>Martin's Location</i>	
Canterbury	19.72%	Gorham	13.30%	Madbury	28.89%	Richmond	26.02%	Wilton	14.83%	<i>Millsfield</i>	
Carroll	5.49%	Goshen	17.28%	Madison	20.98%	Rindge	11.12%	Winchester	17.03%	<i>Odell</i>	
Center Harbor	47.68%	Grafton	21.25%	Manchester	20.91%	Rochester	19.58%	Windham	14.52%	<i>Pinkham's Grant</i>	
Charlestown	17.34%	Grantham	28.12%	Marlborough	14.03%	Rollinsford	13.39%	Windsor	20.83%	<i>Sargent's Purchase</i>	
Chatham	29.89%	Greenfield	22.50%	Marlow	12.63%	Roxbury	24.24%	Wolfeboro	13.73%	<i>Second College Grant</i>	
Chester	22.85%	Greenland	29.18%	Mason	21.61%	Rumney	24.39%	Woodstock	18.21%	<i>Success</i>	
Chesterfield	17.06%	Greenville	48.19%	Meredith	11.34%	Rye	33.89%			<i>Thompson and Meserves</i>	
Chichester	22.85%	Groton	20.77%	Merrimack	22.99%	Salem	22.97%			<i>Purchase</i>	
Claremont	22.15%	Hale's Location	17.43%	Middleton	18.60%	Salisbury	22.33%			<i>Wentworth's Location</i>	
Clarksville	32.35%	Hampstead	19.04%	Milan	27.97%	Sanbornton	35.99%				
Colebrook	24.25%	Hampton	23.88%	Milford	17.11%	Sandown	33.38%				
Columbia	17.28%	Hampton Falls	24.75%	Milton	28.61%	Sandwich	39.70%				
Concord	17.18%	Hancock	26.18%	Monroe	15.14%	Seabrook	19.78%				
Conway	24.95%	Hanover	23.97%	Mont Vernon	28.19%	Sharon	17.65%				
Cornish	25.09%	Harrisville	18.56%	Moultonborough	18.10%	Shelburne	20.33%				
Croydon	21.74%	Hart's Location	4.00%	Nashua	24.78%	Somersworth	24.26%				



Point32Health
Foundation

In partnership with
Harvard Pilgrim
Health Care
a Point32Health company

Percentage of Population Age 65+ Years Employed in Past Year (Ranked)

Greenville	48.19%	Surry	27.16%	Hooksett	22.81%	Newmarket	19.09%	Westmoreland	15.52%	Manchester	
Center Harbor	47.68%	Sullivan	27.13%	Greenfield	22.50%	Hampstead	19.04%	Monroe	15.14%	Manchester: North	26.68%
Sutton	47.48%	Brookline	26.82%	Lisbon	22.50%	Belmont	19.01%	New Boston	14.99%	Manchester: East	22.29%
Ellsworth	44.44%	Walpole	26.72%	Newport	22.37%	Exeter	18.99%	Danbury	14.87%	Manchester: South	22.21%
Brookfield	43.32%	Hancock	26.18%	Salisbury	22.33%	New London	18.81%	Wilton	14.83%	Manchester: West	20.54%
Hill	40.24%	Lyme	26.17%	Peterborough	22.30%	Litchfield	18.77%	Fitzwilliam	14.55%	Central Manchester	14.21%
Gilsum	40.00%	Sunapee	26.16%	Claremont	22.15%	Deering	18.77%	Windham	14.52%		
Sandwich	39.70%	Richmond	26.02%	Barrington	22.08%	Lempster	18.75%	Ossipee	14.37%	Nashua	
Northfield	38.54%	Lebanon	25.95%	Loudon	21.99%	Epsom	18.65%	Berlin	14.36%	Nashua: Zip 03064	32.50%
Epping	36.21%	Brentwood	25.89%	Dover	21.98%	Lyman	18.64%	Marlborough	14.03%	Nashua: Zip 03063	24.64%
Sanbornton	35.99%	Acworth	25.82%	Derry	21.88%	Middleton	18.60%	Hillsborough	13.88%	Nashua: Zip 03060	21.18%
Henniker	34.58%	Waterville Valley	25.81%	Bristol	21.85%	Harrisville	18.56%	Wolfeboro	13.73%	Nashua: Zip 03062	20.01%
Wentworth	34.43%	Tamworth	25.78%	Croydon	21.74%	Candia	18.43%	Orange	13.70%		
Rye	33.89%	Warren	25.75%	Mason	21.61%	Jackson	18.41%	Strafford	13.70%		
Sandown	33.38%	Weare	25.60%	South Hampton	21.60%	Raymond	18.41%	Whitefield	13.60%		
Thornton	33.33%	Stratham	25.49%	Allenstown	21.57%	Alton	18.28%	Plainfield	13.51%		
Lancaster	32.92%	Newton	25.39%	Franklin	21.41%	Landaff	18.25%	Lee	13.43%	Unincorporated Places	
Deerfield	32.72%	Bennington	25.24%	Grafton	21.25%	Woodstock	18.21%	Rollinsford	13.39%	<i>Atkinson and Gilmanton</i>	
Clarksville	32.35%	Stewartstown	25.21%	Boscawen	21.13%	Moultonborough	18.10%	Newbury	13.35%	<i>Academy Grant</i>	
Langdon	31.72%	Cornish	25.09%	Springfield	21.08%	Stratford	18.02%	Gorham	13.30%	<i>Bean's Grant</i>	
New Ipswich	31.30%	Conway	24.95%	Madison	20.98%	Bridgewater	18.00%	Tilton	12.96%	<i>Bean's Purchase</i>	
Piermont	31.01%	Hudson	24.82%	Manchester	20.91%	Washington	17.92%	Bartlett	12.93%	<i>Cambridge</i>	
Fracestown	30.86%	Nashua	24.78%	Albany	20.83%	Danville	17.83%	Benton	12.84%	<i>Chandler's Purchase</i>	
Swanzy	30.06%	Hampton Falls	24.75%	Windsor	20.83%	Alstead	17.81%	Stark	12.68%	<i>Crawford's Purchase</i>	
New Durham	30.02%	Campton	24.74%	Goffstown	20.79%	Barnstead	17.79%	Marlow	12.63%	<i>Cutt's Grant</i>	
Hollis	29.97%	New Hampton	24.74%	Groton	20.77%	Sugar Hill	17.71%	Meredith	11.34%	<i>Dix's Grant</i>	
Chatham	29.89%	Enfield	24.48%	Londonderry	20.76%	Pittsfield	17.69%	Wakefield	11.25%	<i>Dixville</i>	
Amherst	29.57%	Rumney	24.39%	Portsmouth	20.67%	Haverhill	17.67%	Rindge	11.12%	<i>Erving's Location</i>	
Northwood	29.57%	Somersworth	24.26%	Lincoln	20.63%	Sharon	17.65%	East Kingston	10.89%	<i>Green's Grant</i>	
Gilmanton	29.54%	Colebrook	24.25%	Nottingham	20.54%	Freedom	17.56%	Randolph	10.69%	<i>Hadley's Purchase</i>	
Orford	29.22%	Roxbury	24.24%	Bethlehem	20.49%	Hale's Location	17.43%	Troy	10.33%	<i>Kilkenny</i>	
Greenland	29.18%	Hopkinton	24.13%	Eaton	20.41%	Charlestown	17.34%	Dorchester	8.72%	<i>Livermore</i>	
Wilmot	28.96%	Hanover	23.97%	Tuftonboro	20.40%	Columbia	17.28%	Benton	8.45%	<i>Low and Burbank's Grant</i>	
Madbury	28.89%	Newfields	23.91%	Bath	20.38%	Goshen	17.28%	Hebron	8.18%	<i>Martin's Location</i>	
Dunbarton	28.74%	Hampton	23.88%	Shelburne	20.33%	Warner	17.22%	Andover	7.94%	<i>Millsfield</i>	
Dublin	28.67%	Easton	23.78%	Dummer	20.29%	Concord	17.18%	Errol	6.96%	<i>Odell</i>	
Milton	28.61%	Pittsburg	23.73%	Plaistow	20.27%	Milford	17.11%	Carroll	5.49%	<i>Pinkham's Grant</i>	
Webster	28.57%	Kingston	23.73%	Dalton	20.26%	Littleton	17.09%	Hinsdale	4.06%	<i>Sargent's Purchase</i>	
Plymouth	28.44%	Ashland	23.64%	Pelham	20.16%	Chesterfield	17.06%	Hart's Location	4.00%	<i>Second College Grant</i>	
Effingham	28.39%	Canaan	23.52%	Alexandria	19.79%	Winchester	17.03%			<i>Success</i>	
Mont Vernon	28.19%	Northumberland	23.43%	Seabrook	19.78%	Holderness	16.77%			<i>Thompson and Meserves</i>	
Bradford	28.17%	Jaffrey	23.01%	Nelson	19.75%	Farmington	16.65%			<i>Purchase</i>	
Grantham	28.12%	Merrimack	22.99%	Canterbury	19.72%	Unity	16.38%			<i>Wentworth's Location</i>	
Lyndeborough	27.99%	Stoddard	22.98%	Laconia	19.68%	Newington	16.12%				
Milan	27.97%	Salem	22.97%	Rochester	19.58%	Keene	16.03%				
Kensington	27.84%	Jefferson	22.92%	New Castle	19.57%	Durham	15.92%				
Fremont	27.81%	Chichester	22.85%	Bedford	19.56%	Pembroke	15.90%				
Bow	27.51%	Chester	22.85%	Gilford	19.54%	North Hampton	15.86%				
Temple	27.40%	Atkinson	22.82%	Franconia	19.34%	Auburn	15.61%				

Questions ? Beth.Dugan@umb.edu