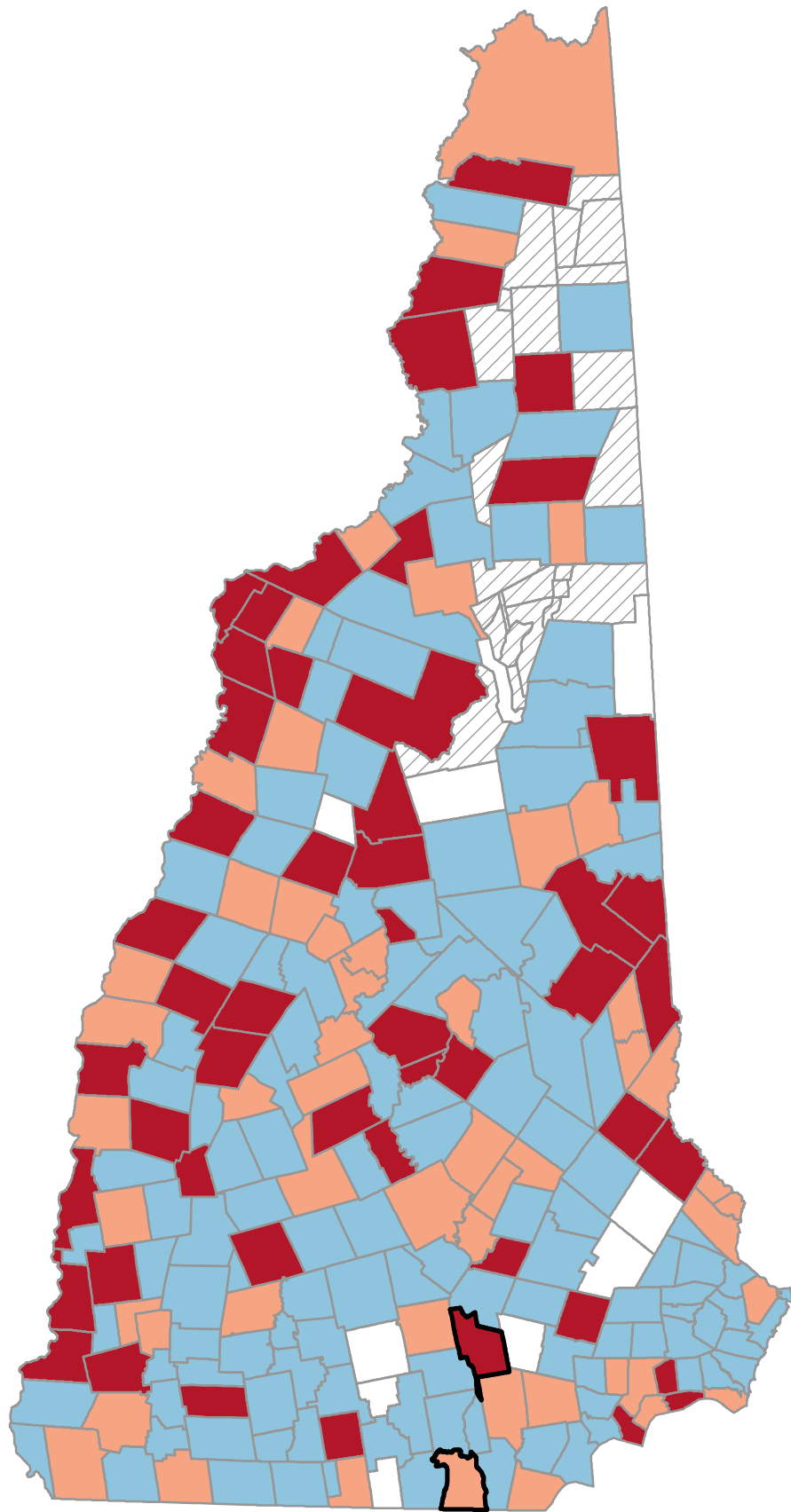
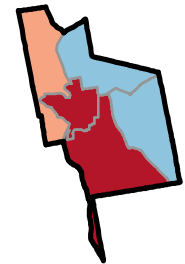


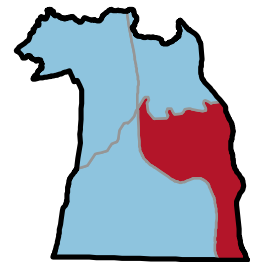
# Percentage of Households with a Householder Age 65+ Years with Annual Income less than \$20,000



Neighborhood values in NH cities



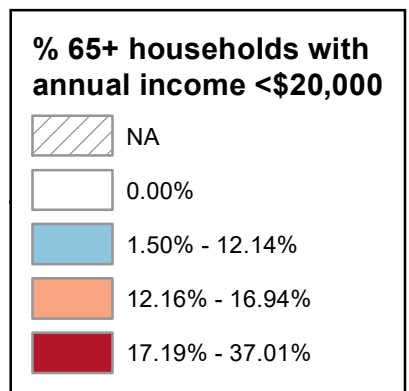
Manchester



Nashua

**State Average: 13.22%**

Source: ACS, 2018-2022



## Percentage of Households with a Householder Age 65+ Years with Annual Income less than \$20,000

Acworth	16.47%	Dalton	16.67%	Haverhill	34.33%	Nelson	3.85%	South Hampton	19.79%	<b>Manchester</b>	
Albany	2.44%	Danbury	6.80%	Hebron	12.80%	New Boston	0%	Springfield	20.59%	Central Manchester	36.61%
Alexandria	3.93%	Danville	13.33%	Henniker	3.28%	New Castle	4.25%	Stark	6.90%	Manchester: West	13.87%
Allenstown	24.72%	Deerfield	5.66%	Hill	15.93%	New Durham	7.60%	Stewartstown	7.19%	Manchester: South	20.90%
Alstead	28.17%	Deering	7.10%	Hillsborough	19.12%	New Hampton	4.05%	Stoddard	1.54%	Manchester: North	6.88%
Alton	8.21%	Derry	15.61%	Hinsdale	4.65%	New Ipswich	2.81%	Stratford	4.25%	Manchester: East	8.31%
Amherst	4.05%	Dorchester	15.46%	Holderness	2.96%	New London	14.24%	Stratford	22.73%		
Andover	15.74%	Dover	12.16%	Hollis	5.87%	Newbury	10.15%	Stratham	10.79%	<b>Nashua</b>	
Antrim	13.48%	Dublin	18.70%	Hooksett	8.87%	Newfields	4.07%	Sugar Hill	6.93%	Nashua: Zip 03060	21.45%
Ashland	31.52%	Dummer	22.22%	Hopkinton	3.24%	Newington	3.10%	Sullivan	16.67%	Nashua: Zip 03062	9.64%
Atkinson	9.06%	Dunbarton	1.50%	Hudson	9.18%	Newmarket	9.67%	Sunapee	7.47%	Nashua: Zip 03063	6.65%
Auburn	0%	Durham	9.17%	Jackson	8.47%	Newport	37.01%	Surry	5.26%	Nashua: Zip 03064	9.23%
Barnstead	10.10%	East Kingston	26.00%	Jaffrey	8.82%	Newton	12.32%	Sutton	1.89%		
Barrington	0%	Easton	3.75%	Jefferson	6.90%	North Hampton	10.29%	Swanzy	13.05%		
Bartlett	5.52%	Eaton	7.69%	Keene	22.65%	Northfield	9.96%	Tamworth	14.25%		
Bath	19.68%	Effingham	22.29%	Kensington	2.60%	Northumberland	11.04%	Temple	2.70%	<b>Unincorporated Places</b>	
Bedford	8.85%	Ellsworth	0%	Kingston	15.16%	Northwood	8.40%	Thornton	21.23%	<i>Atkinson and Gilmanton</i>	
Belmont	19.48%	Enfield	25.82%	Laconia	13.97%	Nottingham	0%	Tilton	18.92%	<i>Academy Grant</i>	
Bennington	11.48%	Epping	5.88%	Lancaster	4.57%	Orange	7.69%	Troy	11.56%	<i>Bean's Grant</i>	
Benton	16.67%	Epsom	8.89%	Landaff	24.10%	Orford	26.03%	Tuftonboro	8.53%	<i>Bean's Purchase</i>	
Berlin	31.20%	Errol	6.94%	Langdon	5.48%	Ossipee	20.06%	Unity	9.95%	<i>Cambridge</i>	
Bethlehem	7.28%	Exeter	9.21%	Lebanon	15.71%	Pelham	14.02%	Wakefield	18.03%	<i>Chandler's Purchase</i>	
Boscawen	21.40%	Farmington	30.79%	Lee	8.35%	Pembroke	16.49%	Walpole	30.29%	<i>Crawford's Purchase</i>	
Bow	11.21%	Fitzwilliam	13.16%	Lempster	9.18%	Peterborough	2.20%	Warner	16.67%	<i>Cutt's Grant</i>	
Bradford	9.09%	Francestown	9.52%	Lincoln	24.59%	Piermont	13.25%	Warren	4.88%	<i>Dix's Grant</i>	
Brentwood	4.77%	Franconia	1.89%	Lisbon	16.74%	Pittsburg	13.68%	Washington	5.48%	<i>Dixville</i>	
Bridgewater	12.37%	Franklin	12.00%	Litchfield	3.63%	Pittsfield	13.80%	Waterville Valley	0%	<i>Erving's Location</i>	
Bristol	16.10%	Freedom	4.78%	Littleton	26.15%	Plainfield	12.36%	Weare	1.84%	<i>Green's Grant</i>	
Brookfield	12.71%	Fremont	9.69%	Londonderry	16.75%	Plaistow	17.78%	Webster	10.65%	<i>Hadley's Purchase</i>	
Brookline	0%	Gilford	8.18%	Loudon	15.30%	Plymouth	1.79%	Wentworth	10.06%	<i>Kilkenny</i>	
Campton	30.04%	Gilmanton	6.85%	Lyman	27.27%	Portsmouth	16.33%	Westmoreland	24.56%	<i>Livermore</i>	
Canaan	4.51%	Gilsun	16.67%	Lyme	9.38%	Randolph	9.80%	Whitefield	31.98%	<i>Low and Burbank's Grant</i>	
Candia	8.78%	Goffstown	16.33%	Lyndeborough	3.85%	Raymond	17.66%	Wilton	1.64%	<i>Martin's Location</i>	
Canterbury	9.86%	Gorham	16.94%	Madbury	4.84%	Richmond	11.76%	Wilton	25.89%	<i>Millsfield</i>	
Carroll	15.53%	Goshen	26.61%	Madison	14.47%	Rindge	6.19%	Winchester	14.88%	<i>Odell</i>	
Center Harbor	1.68%	Grafton	18.24%	Manchester	18.38%	Rochester	22.76%	Windham	10.65%	<i>Pinkham's Grant</i>	
Charlestown	19.34%	Grantham	12.14%	Marlborough	9.71%	Rollinsford	12.73%	Windsor	8.33%	<i>Sargent's Purchase</i>	
Chatham	0%	Greenfield	9.68%	Marlow	8.04%	Roxbury	4.55%	Wolfeboro	17.92%	<i>Second College Grant</i>	
Chester	2.92%	Greenland	10.84%	Mason	14.08%	Rumney	25.93%	Woodstock	11.18%	<i>Success</i>	
Chesterfield	6.50%	Greenville	8.86%	Meredith	7.47%	Rye	2.85%			<i>Thompson and Meserves</i>	
Chichester	15.09%	Groton	12.50%	Merrimack	8.93%	Salem	9.40%			<i>Purchase</i>	
Claremont	12.94%	Hale's Location	3.23%	Middleton	12.41%	Salisbury	22.93%			<i>Wentworth's Location</i>	
Clarksville	19.15%	Hampstead	4.46%	Milan	9.36%	Sanbornton	26.60%				
Colebrook	14.37%	Hampton	11.74%	Milford	11.44%	Sandown	4.41%				
Columbia	23.30%	Hampton Falls	4.17%	Milton	12.32%	Sandwich	7.29%				
Concord	12.77%	Hancock	10.29%	Monroe	19.38%	Seabrook	16.64%				
Conway	22.58%	Hanover	17.19%	Mont Vernon	0%	Sharon	8.33%				
Cornish	24.83%	Harrisville	3.35%	Moultonborough	1.72%	Shelburne	3.31%				
Croydon	11.69%	Hart's Location	0%	Nashua	12.89%	Somersworth	12.29%				



Point32Health  
Foundation

In partnership with  
Harvard Pilgrim  
Health Care  
a Point32Health company

## Percentage of Households with a Householder Age 65+ Years with Annual Income less than \$20,000 (Ranked)

Newport	37.01%	Raymond	17.66%	Plainfield	12.36%	Candia	8.78%	Amherst	4.05%	<b>Manchester</b>	
Haverhill	34.33%	Hanover	17.19%	Newton	12.32%	Tuftonboro	8.53%	Alexandria	3.93%	Central Manchester	36.61%
Whitefield	31.98%	Gorham	16.94%	Milton	12.32%	Jackson	8.47%	Lyndeborough	3.85%	Manchester: South	20.90%
Ashland	31.52%	Londonderry	16.75%	Somersworth	12.29%	Northwood	8.40%	Nelson	3.85%	Manchester: West	13.87%
Berlin	31.20%	Lisbon	16.74%	Dover	12.16%	Lee	8.35%	Easton	3.75%	Manchester: East	8.31%
Farmington	30.79%	Benton	16.67%	Grantham	12.14%	Sharon	8.33%	Litchfield	3.63%	Manchester: North	6.88%
Walpole	30.29%	Dalton	16.67%	Franklin	12.00%	Windsor	8.33%	Harrisville	3.35%		
Campton	30.04%	Gilsun	16.67%	Richmond	11.76%	Alton	8.21%	Shelburne	3.31%	<b>Nashua</b>	
Alstead	28.17%	Sullivan	16.67%	Hampton	11.74%	Gilford	8.18%	Henniker	3.28%	Nashua: Zip 03060	21.45%
Lyman	27.27%	Warner	16.67%	Croydon	11.69%	Marlow	8.04%	Hopkinton	3.24%	Nashua: Zip 03062	9.64%
Goshen	26.61%	Seabrook	16.64%	Troy	11.56%	Eaton	7.69%	Hale's Location	3.23%	Nashua: Zip 03064	9.23%
Sanbornton	26.60%	Pembroke	16.49%	Bennington	11.48%	Orange	7.69%	Newington	3.10%	Nashua: Zip 03063	6.65%
Littleton	26.15%	Acworth	16.47%	Milford	11.44%	New Durham	7.60%	Holderness	2.96%		
Orford	26.03%	Goffstown	16.33%	Bow	11.21%	Sunapee	7.47%	Chester	2.92%		
East Kingston	26.00%	Portsmouth	16.33%	Woodstock	11.18%	Meredith	7.47%	Rye	2.85%		
Rumney	25.93%	Bristol	16.10%	Northumberland	11.04%	Sandwich	7.29%	New Ipswich	2.81%		
Wilton	25.89%	Hill	15.93%	Greenland	10.84%	Bethlehem	7.28%	Temple	2.70%	<b>Unincorporated Places</b>	
Enfield	25.82%	Andover	15.74%	Stratham	10.79%	Stewartstown	7.19%	Kensington	2.60%	<i>Atkinson and Gilmanton</i>	
Cornish	24.83%	Lebanon	15.71%	Windham	10.65%	Deering	7.10%	Albany	2.44%	<i>Academy Grant</i>	
Allenstown	24.72%	Derry	15.61%	Webster	10.65%	Errol	6.94%	Peterborough	2.20%	<i>Bean's Grant</i>	
Lincoln	24.59%	Carroll	15.53%	North Hampton	10.29%	Sugar Hill	6.93%	Sutton	1.89%	<i>Bean's Purchase</i>	
Westmoreland	24.56%	Dorchester	15.46%	Hancock	10.29%	Jefferson	6.90%	Franconia	1.89%	<i>Cambridge</i>	
Landaff	24.10%	Loudon	15.30%	Newbury	10.15%	Stark	6.90%	Chatham	1.84%	<i>Chandler's Purchase</i>	
Columbia	23.30%	Kingston	15.16%	Barnstead	10.10%	Gilmanton	6.85%	Plymouth	1.79%	<i>Crawford's Purchase</i>	
Salisbury	22.93%	Chichester	15.09%	Wentworth	10.06%	Danbury	6.80%	Moultonborough	1.72%	<i>Cutt's Grant</i>	
Rochester	22.76%	Winchester	14.88%	Northfield	9.96%	Chesterfield	6.50%	Center Harbor	1.68%	<i>Dix's Grant</i>	
Stratford	22.73%	Madison	14.47%	Unity	9.95%	Rindge	6.19%	Wilmot	1.64%	<i>Dixville</i>	
Keene	22.65%	Colebrook	14.37%	Canterbury	9.86%	Epping	5.88%	Stoddard	1.54%	<i>Erving's Location</i>	
Conway	22.58%	Tamworth	14.25%	Randolph	9.80%	Hollis	5.87%	Dunbarton	1.50%	<i>Green's Grant</i>	
Effingham	22.29%	New London	14.24%	Marlborough	9.71%	Deerfield	5.66%	Auburn	0%	<i>Hadley's Purchase</i>	
Dummer	22.22%	Mason	14.08%	Fremont	9.69%	Bartlett	5.52%	Barrington	0%	<i>Kilkenny</i>	
Boscawen	21.40%	Pelham	14.02%	Greenfield	9.68%	Langdon	5.48%	Brookline	0%	<i>Livermore</i>	
Thornton	21.23%	Laconia	13.97%	Newmarket	9.67%	Washington	5.48%	Chatham	0%	<i>Low and Burbank's Grant</i>	
Springfield	20.59%	Pittsfield	13.80%	Francestown	9.52%	Surry	5.26%	Ellsworth	0%	<i>Martin's Location</i>	
Ossipee	20.06%	Pittsburg	13.68%	Salem	9.40%	Warren	4.88%	Hart's Location	0%	<i>Millsfield</i>	
South Hampton	19.79%	Antrim	13.48%	Lyme	9.38%	Madbury	4.84%	Mont Vernon	0%	<i>Odell</i>	
Bath	19.68%	Danville	13.33%	Milan	9.36%	Freedom	4.78%	New Boston	0%	<i>Pinkham's Grant</i>	
Belmont	19.48%	Piermont	13.25%	Exeter	9.21%	Brentwood	4.77%	Nottingham	0%	<i>Sargent's Purchase</i>	
Monroe	19.38%	Fitzwilliam	13.16%	Hudson	9.18%	Hinsdale	4.65%	Waterville Valley	0%	<i>Second College Grant</i>	
Charlestown	19.34%	Swanzey	13.05%	Lempster	9.18%	Lancaster	4.57%			<i>Success</i>	
Clarksville	19.15%	Claremont	12.94%	Durham	9.17%	Roxbury	4.55%			<i>Thompson and Meserves</i>	
Hillsborough	19.12%	Nashua	12.89%	Bradford	9.09%	Canaan	4.51%			<i>Purchase</i>	
Tilton	18.92%	Hebron	12.80%	Atkinson	9.06%	Hampstead	4.46%			<i>Wentworth's Location</i>	
Dublin	18.70%	Concord	12.77%	Merrimack	8.93%	Sandown	4.41%				
Manchester	18.38%	Rollinsford	12.73%	Epsom	8.89%	Strafford	4.25%				
Grafton	18.24%	Brookfield	12.71%	Hooksett	8.87%	New Castle	4.25%				
Wakefield	18.03%	Groton	12.50%	Greenville	8.86%	Hampton Falls	4.17%				
Wolfeboro	17.92%	Middleton	12.41%	Bedford	8.85%	Newfields	4.07%				
Plaistow	17.78%	Bridgewater	12.37%	Jaffrey	8.82%	New Hampton	4.05%				

Questions ? [Beth.Dugan@umb.edu](mailto:Beth.Dugan@umb.edu)