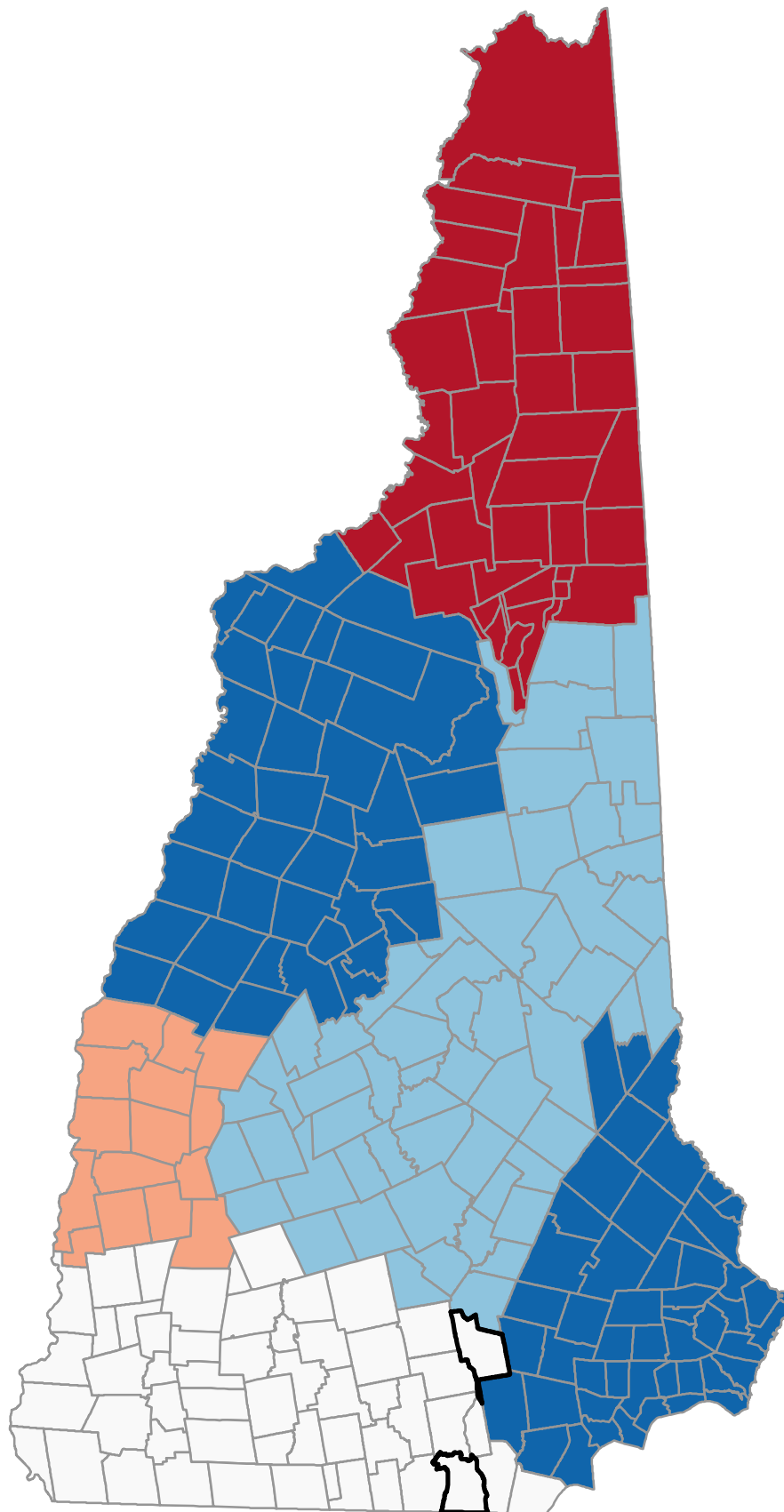
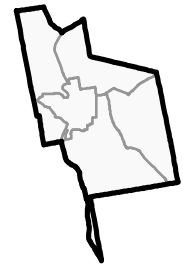


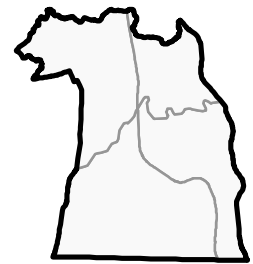
Percentage of Persons Age 18+ Years without Leisure-time Physical Activity (County)



Neighborhood values in NH cities



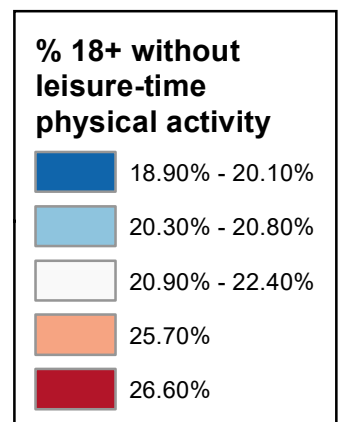
Manchester



Nashua

State Average: NA

Source: BRFSS, 2020-2021



Percentage of Persons Age 18+ Years without Leisure-time Physical Activity (County)

Acworth	25.70%	Dalton	26.60%	Haverhill	20.10%	Nelson	22.40%	South Hampton	19.30%	Manchester	
Albany	20.50%	Danbury	20.80%	Hebron	20.10%	New Boston	20.90%	Springfield	25.70%	Central Manchester	20.90%
Alexandria	20.10%	Danville	19.30%	Henniker	20.80%	New Castle	19.30%	Stark	26.60%	Manchester: West	20.90%
Allenstown	20.80%	Deerfield	19.30%	Hill	20.80%	New Durham	18.90%	Stewartstown	26.60%	Manchester: South	20.90%
Alstead	22.40%	Deering	20.90%	Hillsborough	20.90%	New Hampton	20.30%	Stoddard	22.40%	Manchester: North	20.90%
Alton	20.30%	Derry	19.30%	Hinsdale	22.40%	New Ipswich	20.90%	Stratford	18.90%	Manchester: East	20.90%
Amherst	20.90%	Dorchester	20.10%	Holderness	20.10%	New London	20.80%	Stratford	26.60%		
Andover	20.80%	Dover	18.90%	Hollis	20.90%	Newbury	20.80%	Stratham	19.30%	Nashua	
Antrim	20.90%	Dublin	22.40%	Hooksett	20.80%	Newfields	19.30%	Sugar Hill	20.10%	Nashua: Zip 03060	20.90%
Ashland	20.10%	Dummer	26.60%	Hopkinton	20.80%	Newington	19.30%	Sullivan	22.40%	Nashua: Zip 03062	20.90%
Atkinson	19.30%	Dunbarton	20.80%	Hudson	20.90%	Newmarket	19.30%	Sunapee	25.70%	Nashua: Zip 03063	20.90%
Auburn	19.30%	Durham	18.90%	Jackson	20.50%	Newport	25.70%	Surry	22.40%	Nashua: Zip 03064	20.90%
Barnstead	20.30%	East Kingston	19.30%	Jaffrey	22.40%	Newton	19.30%	Sutton	20.80%		
Barrington	18.90%	Easton	20.10%	Jefferson	26.60%	North Hampton	19.30%	Swanzy	22.40%		
Bartlett	20.50%	Eaton	20.50%	Keene	22.40%	Northfield	20.80%	Tamworth	20.50%		
Bath	20.10%	Effingham	20.50%	Kensington	19.30%	Northumberland	26.60%	Temple	20.90%	Unincorporated Places	
Bedford	20.90%	Enfield	20.10%	Kingston	19.30%	Northwood	19.30%	Thornton	20.10%	<i>Atkinson and Gilmanton</i>	
Belmont	20.30%	Enfield	20.10%	Laconia	20.30%	Nottingham	19.30%	Tilton	20.30%	<i>Academy Grant</i>	
Bennington	20.90%	Epping	19.30%	Lancaster	26.60%	Orange	20.10%	Troy	22.40%	<i>Bean's Grant</i>	
Benton	20.10%	Epsom	20.80%	Landaff	20.10%	Orford	20.10%	Tuftonboro	20.50%	<i>Bean's Purchase</i>	
Berlin	26.60%	Errol	26.60%	Langdon	25.70%	Ossipee	20.50%	Unity	25.70%	<i>Cambridge</i>	
Bethlehem	20.10%	Exeter	19.30%	Lebanon	20.10%	Pelham	20.90%	Wakefield	20.50%	<i>Chandler's Purchase</i>	
Boscawen	20.80%	Farmington	18.90%	Lee	18.90%	Pembroke	20.80%	Walpole	22.40%	<i>Crawford's Purchase</i>	
Bow	20.80%	Fitzwilliam	22.40%	Lempster	25.70%	Peterborough	20.90%	Warner	20.80%	<i>Cutt's Grant</i>	
Bradford	20.80%	Francestown	20.90%	Lincoln	20.10%	Piermont	20.10%	Warren	20.10%	<i>Dix's Grant</i>	
Brentwood	19.30%	Franconia	20.10%	Lisbon	20.10%	Pittsburg	26.60%	Washington	25.70%	<i>Dixville</i>	
Bridgewater	20.10%	Franklin	20.80%	Litchfield	20.90%	Pittsfield	20.80%	Waterville Valley	20.10%	<i>Erving's Location</i>	
Bristol	20.10%	Freedom	20.50%	Littleton	20.10%	Plainfield	25.70%	Weare	20.90%	<i>Green's Grant</i>	
Brookfield	20.50%	Fremont	19.30%	Londonderry	19.30%	Plaistow	19.30%	Webster	20.80%	<i>Hadley's Purchase</i>	
Brookline	20.90%	Gilford	20.30%	Loudon	20.80%	Plymouth	20.10%	Wentworth	20.10%	<i>Kilkenny</i>	
Campton	20.10%	Gilmanton	20.30%	Lyman	20.10%	Portsmouth	19.30%	Westmoreland	22.40%	<i>Livermore</i>	
Canaan	20.10%	Gilsom	22.40%	Lyme	20.10%	Randolph	26.60%	Whitefield	26.60%	<i>Low and Burbank's Grant</i>	
Candia	19.30%	Goffstown	20.90%	Lyndeborough	20.90%	Raymond	19.30%	Wilmot	20.80%	<i>Martin's Location</i>	
Canterbury	20.80%	Gorham	26.60%	Madbury	18.90%	Richmond	22.40%	Wilton	20.90%	<i>Millsfield</i>	
Carroll	26.60%	Goshen	25.70%	Madison	20.50%	Rindge	22.40%	Winchester	22.40%	<i>Odell</i>	
Center Harbor	20.30%	Grafton	20.10%	Manchester	20.90%	Rochester	18.90%	Windham	19.30%	<i>Pinkham's Grant</i>	
Charlestown	25.70%	Grantham	25.70%	Marlborough	22.40%	Rollinsford	18.90%	Windsor	20.90%	<i>Sargent's Purchase</i>	
Chatham	20.50%	Greenfield	20.90%	Marlow	22.40%	Roxbury	22.40%	Wolfeboro	20.50%	<i>Second College Grant</i>	
Chester	19.30%	Greenland	19.30%	Mason	20.90%	Rumney	20.10%	Woodstock	20.10%	<i>Success</i>	
Chesterfield	22.40%	Greenville	20.90%	Meredith	20.30%	Rye	19.30%			<i>Thompson and Meserves</i>	
Chichester	20.80%	Groton	20.10%	Merrimack	20.90%	Salem	19.30%			<i>Purchase</i>	
Claremont	25.70%	Hale's Location	20.50%	Middleton	18.90%	Salisbury	20.80%			<i>Wentworth's Location</i>	
Clarksville	26.60%	Hampstead	19.30%	Milan	26.60%	Sanbornton	20.30%				
Colebrook	26.60%	Hampton	19.30%	Milford	20.90%	Sandown	19.30%				
Columbia	26.60%	Hampton Falls	19.30%	Milton	18.90%	Sandwich	20.50%				
Concord	20.80%	Hancock	20.90%	Monroe	20.10%	Seabrook	19.30%				
Conway	20.50%	Hanover	20.10%	Mont Vernon	20.90%	Sharon	20.90%				
Cornish	25.70%	Harrisville	22.40%	Moultonborough	20.50%	Shelburne	26.60%				
Croydon	25.70%	Hart's Location	20.50%	Nashua	20.90%	Somersworth	18.90%				



Point32Health
Foundation

In partnership with
Harvard Pilgrim
Health Care
a Point32Health company

Percentage of Persons Age 18+ Years without Leisure-time Physical Activity (County) (Ranked)

Berlin	26.60%	Roxbury	22.40%	Dunbarton	20.80%	Ashland	20.10%	Fremont	19.30%	Manchester	
Carroll	26.60%	Stoddard	22.40%	Epsom	20.80%	Bath	20.10%	Greenland	19.30%	Central Manchester	20.90%
Clarksville	26.60%	Sullivan	22.40%	Franklin	20.80%	Benton	20.10%	Hampstead	19.30%	Manchester: West	20.90%
Colebrook	26.60%	Surry	22.40%	Henniker	20.80%	Bethlehem	20.10%	Hampton	19.30%	Manchester: South	20.90%
Columbia	26.60%	Swanzy	22.40%	Hill	20.80%	Bridgewater	20.10%	Hampton Falls	19.30%	Manchester: North	20.90%
Dalton	26.60%	Troy	22.40%	Hooksett	20.80%	Bristol	20.10%	Kensington	19.30%	Manchester: East	20.90%
Dummer	26.60%	Walpole	22.40%	Hopkinton	20.80%	Campton	20.10%	Kingston	19.30%		
Errol	26.60%	Westmoreland	22.40%	Loudon	20.80%	Canaan	20.10%	Londonderry	19.30%	Nashua	
Gorham	26.60%	Winchester	22.40%	New London	20.80%	Dorchester	20.10%	New Castle	19.30%	Nashua: Zip 03060	20.90%
Jefferson	26.60%	Amherst	20.90%	Newbury	20.80%	Easton	20.10%	Newfields	19.30%	Nashua: Zip 03062	20.90%
Lancaster	26.60%	Antrim	20.90%	Northfield	20.80%	Ellsworth	20.10%	Newington	19.30%	Nashua: Zip 03063	20.90%
Milan	26.60%	Bedford	20.90%	Pembroke	20.80%	Enfield	20.10%	Newmarket	19.30%	Nashua: Zip 03064	20.90%
Northumberland	26.60%	Bennington	20.90%	Pittsfield	20.80%	Franconia	20.10%	Newton	19.30%		
Pittsburg	26.60%	Brookline	20.90%	Salisbury	20.80%	Grafton	20.10%	North Hampton	19.30%		
Randolph	26.60%	Deering	20.90%	Sutton	20.80%	Groton	20.10%	Northwood	19.30%		
Shelburne	26.60%	Fracestown	20.90%	Warner	20.80%	Hanover	20.10%	Nottingham	19.30%		
Stark	26.60%	Goffstown	20.90%	Webster	20.80%	Haverhill	20.10%	Plaistow	19.30%	Unincorporated Places	
Stewartstown	26.60%	Greenfield	20.90%	Wilmot	20.80%	Hebron	20.10%	Portsmouth	19.30%	<i>Atkinson and Gilmanton</i>	
Stratford	26.60%	Greenville	20.90%	Albany	20.50%	Holderness	20.10%	Raymond	19.30%	<i>Academy Grant</i>	
Whitefield	26.60%	Hancock	20.90%	Bartlett	20.50%	Landaff	20.10%	Rye	19.30%	<i>Bean's Grant</i>	
Acworth	25.70%	Hillsborough	20.90%	Brookfield	20.50%	Lebanon	20.10%	Salem	19.30%	<i>Bean's Purchase</i>	
Charlestown	25.70%	Hollis	20.90%	Chatham	20.50%	Lincoln	20.10%	Sandown	19.30%	<i>Cambridge</i>	
Claremont	25.70%	Hudson	20.90%	Conway	20.50%	Lisbon	20.10%	Middleton	19.30%	<i>Chandler's Purchase</i>	
Cornish	25.70%	Litchfield	20.90%	Eaton	20.50%	Littleton	20.10%	South Hampton	19.30%	<i>Crawford's Purchase</i>	
Croydon	25.70%	Lyndeborough	20.90%	Effingham	20.50%	Lyman	20.10%	Stratham	19.30%	<i>Cutt's Grant</i>	
Goshen	25.70%	Manchester	20.90%	Freedom	20.50%	Lyme	20.10%	Windham	19.30%	<i>Dix's Grant</i>	
Grantham	25.70%	Mason	20.90%	Hale's Location	20.50%	Monroe	20.10%	Barrington	18.90%	<i>Dixville</i>	
Langdon	25.70%	Merrimack	20.90%	Hart's Location	20.50%	Orange	20.10%	Dover	18.90%	<i>Erving's Location</i>	
Lempster	25.70%	Milford	20.90%	Jackson	20.50%	Orford	20.10%	Durham	18.90%	<i>Green's Grant</i>	
Newport	25.70%	Mont Vernon	20.90%	Madison	20.50%	Piermont	20.10%	Farmington	18.90%	<i>Hadley's Purchase</i>	
Plainfield	25.70%	Nashua	20.90%	Moultonborough	20.50%	Plymouth	20.10%	Lee	18.90%	<i>Kilkenny</i>	
Springfield	25.70%	New Boston	20.90%	Ossipee	20.50%	Rumney	20.10%	Madbury	18.90%	<i>Livermore</i>	
Sunapee	25.70%	New Ipswich	20.90%	Sandwich	20.50%	Sugar Hill	20.10%	Middleton	18.90%	<i>Low and Burbank's Grant</i>	
Unity	25.70%	Pelham	20.90%	Tamworth	20.50%	Thornton	20.10%	Milton	18.90%	<i>Martin's Location</i>	
Washington	25.70%	Peterborough	20.90%	Tuftonboro	20.50%	Warren	20.10%	New Durham	18.90%	<i>Millsfield</i>	
Alstead	22.40%	Sharon	20.90%	Wakefield	20.50%	Waterville Valley	20.10%	Rochester	18.90%	<i>Odell</i>	
Chesterfield	22.40%	Temple	20.90%	Wolfeboro	20.50%	Wentworth	20.10%	Rollinsford	18.90%	<i>Pinkham's Grant</i>	
Dublin	22.40%	Weare	20.90%	Alton	20.30%	Woodstock	20.10%	Somersworth	18.90%	<i>Sargent's Purchase</i>	
Fitzwilliam	22.40%	Wilton	20.90%	Barnstead	20.30%	Atkinson	19.30%	Strafford	18.90%	<i>Second College Grant</i>	
Gilsum	22.40%	Windsor	20.90%	Belmont	20.30%	Auburn	19.30%			<i>Success</i>	
Harrisville	22.40%	Allenstown	20.80%	Center Harbor	20.30%	Brentwood	19.30%			<i>Thompson and Meserves</i>	
Hinsdale	22.40%	Andover	20.80%	Gilford	20.30%	Candia	19.30%			<i>Purchase</i>	
Jaffrey	22.40%	Boscawen	20.80%	Gilmanton	20.30%	Chester	19.30%			<i>Wentworth's Location</i>	
Keene	22.40%	Bow	20.80%	Laconia	20.30%	Danville	19.30%				
Marlborough	22.40%	Bradford	20.80%	Meredith	20.30%	Deerfield	19.30%				
Marlow	22.40%	Canterbury	20.80%	New Hampton	20.30%	Derry	19.30%				
Nelson	22.40%	Chichester	20.80%	Sanbornton	20.30%	East Kingston	19.30%				
Richmond	22.40%	Concord	20.80%	Tilton	20.30%	Epping	19.30%				
Rindge	22.40%	Danbury	20.80%	Alexandria	20.10%	Exeter	19.30%				

Questions ? Beth.Dugan@umb.edu