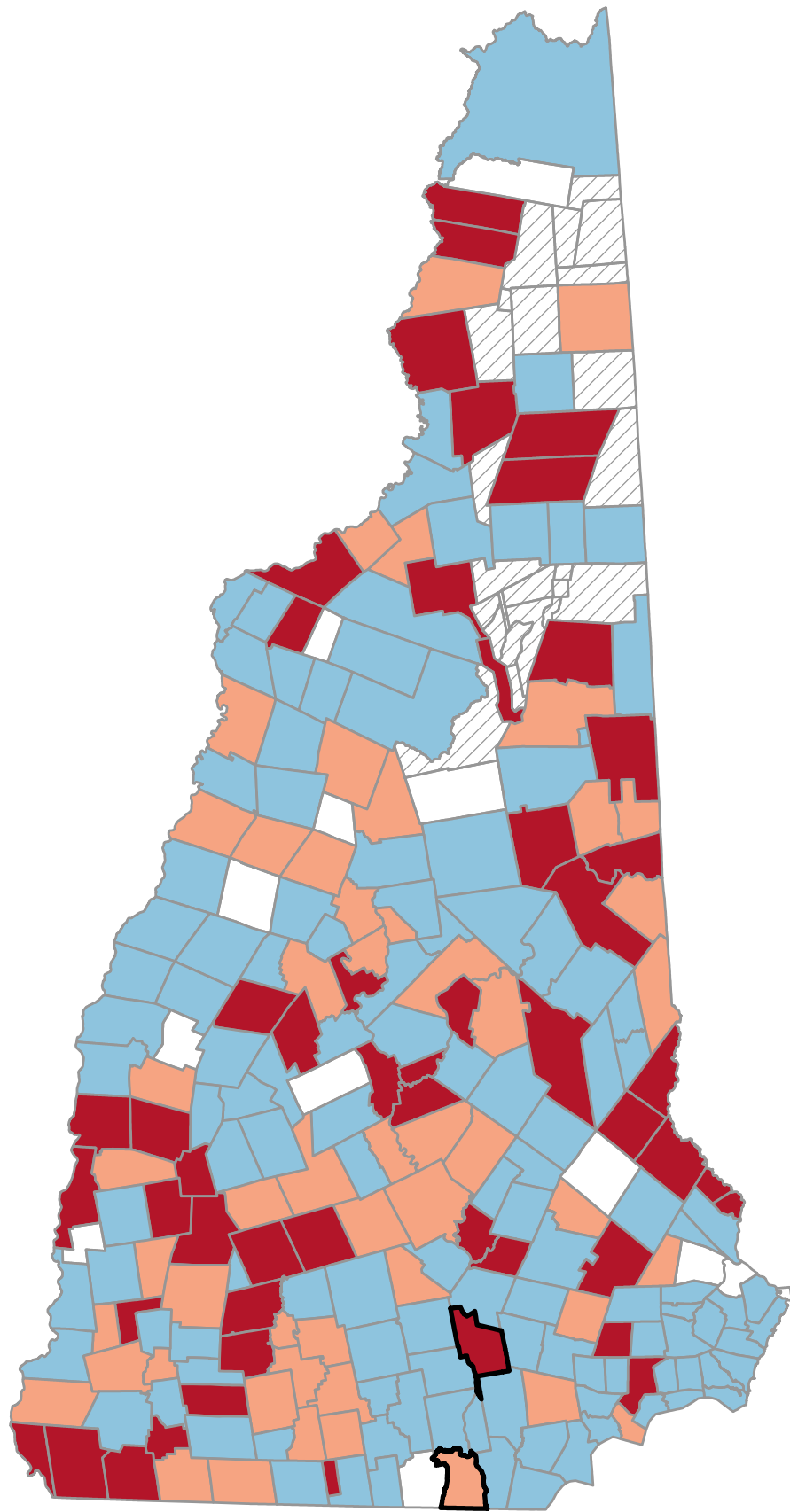
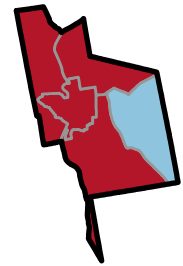


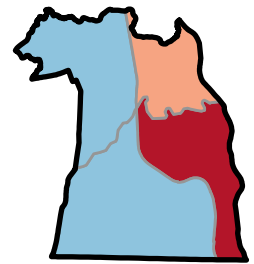
Percentage of Households with only a Smartphone to Access Internet (all ages)



*Neighborhood values
in NH cities*



Manchester

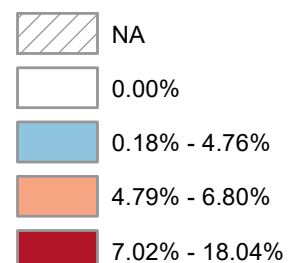


Nashua

State Average: 5.24%

Source: ACS, 2018-2022

**% of households with
only a smartphone to
access Internet**



Percentage of Households with only a Smartphone to Access Internet (all ages)

Acworth	3.77%	Dalton	6.23%	Haverhill	6.48%	Nelson	4.47%	South Hampton	2.03%	Manchester	
Albany	0.58%	Danbury	17.86%	Hebron	1.25%	New Boston	2.27%	Springfield	3.40%	Central Manchester	14.18%
Alexandria	5.89%	Danville	0.64%	Henniker	8.47%	New Castle	0%	Stark	9.18%	Manchester: West	7.29%
Allenstown	7.23%	Deerfield	0.24%	Hill	4.72%	New Durham	4.68%	Stewartstown	10.78%	Manchester: South	7.57%
Alstead	4.56%	Deering	3.60%	Hillsborough	7.16%	New Hampton	2.56%	Stoddard	6.42%	Manchester: North	8.15%
Alton	7.90%	Derry	4.98%	Hinsdale	7.97%	New Ipswich	4.54%	Stratford	0%	Manchester: East	1.21%
Amherst	2.39%	Dorchester	0%	Holderness	0.55%	New London	0.61%	Stratford	8.41%		
Andover	0%	Dover	4.17%	Hollis	0%	Newbury	0.67%	Stratham	2.23%	Nashua	
Antrim	8.26%	Dublin	8.82%	Hooksett	2.00%	Newfields	2.04%	Sugar Hill	0%	Nashua: Zip 03060	9.31%
Ashland	6.00%	Dummer	4.03%	Hopkinton	5.03%	Newington	0%	Sullivan	1.42%	Nashua: Zip 03062	3.36%
Atkinson	2.37%	Dunbarton	5.66%	Hudson	2.58%	Newmarket	3.59%	Sunapee	2.67%	Nashua: Zip 03063	4.01%
Auburn	1.35%	Durham	0%	Jackson	9.80%	Newport	11.46%	Surry	4.94%	Nashua: Zip 03064	4.81%
Barnstead	2.23%	East Kingston	4.63%	Jaffrey	4.05%	Newton	2.12%	Sutton	2.84%		
Barrington	1.18%	Easton	2.11%	Jefferson	2.01%	North Hampton	3.62%	Swanzey	3.26%		
Bartlett	5.81%	Eaton	5.06%	Keene	5.10%	Northfield	10.60%	Tamworth	9.63%		
Bath	2.09%	Effingham	5.10%	Kensington	0.28%	Northumberland	4.38%	Temple	5.24%		
Bedford	3.02%	Ellsworth	0%	Kingston	8.58%	Northwood	5.76%	Thornton	6.01%	Unincorporated Places	
Belmont	4.05%	Enfield	2.19%	Laconia	8.67%	Nottingham	7.32%	Tilton	7.70%	<i>Atkinson and Gilmanton</i>	
Bennington	5.07%	Epping	2.64%	Lancaster	4.16%	Orange	4.58%	Troy	9.37%	<i>Academy Grant</i>	
Benton	1.96%	Epsom	3.52%	Landaff	4.44%	Orford	6.04%	Tuftsboro	3.14%	<i>Bean's Grant</i>	
Berlin	7.34%	Errol	6.80%	Langdon	0%	Ossipee	11.57%	Unity	4.81%	<i>Bean's Purchase</i>	
Bethlehem	2.66%	Exeter	2.76%	Lebanon	3.56%	Pelham	2.33%	Wakefield	6.08%	<i>Cambridge</i>	
Boscawen	6.30%	Farmington	14.94%	Lee	5.33%	Pembroke	8.30%	Walpole	3.57%	<i>Chandler's Purchase</i>	
Bow	3.18%	Fitzwilliam	5.92%	Lempster	18.04%	Peterborough	6.71%	Warner	5.00%	<i>Crawford's Purchase</i>	
Bradford	5.38%	Francestown	4.86%	Lincoln	4.54%	Piermont	1.63%	Warren	3.09%	<i>Cutt's Grant</i>	
Brentwood	2.91%	Franconia	3.36%	Lisbon	7.38%	Pittsburg	4.76%	Washington	7.02%	<i>Dix's Grant</i>	
Bridgewater	5.02%	Franklin	11.16%	Litchfield	3.40%	Pittsfield	4.55%	Waterville Valley	0%	<i>Dixville</i>	
Bristol	11.13%	Freedom	15.10%	Littleton	8.67%	Plainfield	2.65%	Weare	4.62%	<i>Erving's Location</i>	
Brookfield	1.72%	Fremont	8.82%	Londonderry	3.51%	Plaistow	5.61%	Webster	0.63%	<i>Green's Grant</i>	
Brookline	1.17%	Gilford	5.08%	Loudon	5.76%	Plymouth	6.12%	Wentworth	6.78%	<i>Hadley's Purchase</i>	
Campton	0.18%	Gilmanton	2.98%	Lyman	3.42%	Portsmouth	3.02%	Westmoreland	3.16%	<i>Kilkenny</i>	
Canaan	1.06%	Gilsun	11.94%	Lyme	0.80%	Randolph	1.12%	Whitefield	5.63%	<i>Livermore</i>	
Candia	2.65%	Goffstown	2.87%	Lyndeborough	4.79%	Raymond	5.80%	Wilton	2.40%	<i>Low and Burbank's Grant</i>	
Canterbury	5.76%	Gorham	3.27%	Madbury	1.45%	Richmond	7.89%	Wilton	5.46%	<i>Martin's Location</i>	
Carroll	11.00%	Goshen	7.59%	Madison	5.21%	Rindge	5.83%	Winchester	11.07%	<i>Millsfield</i>	
Center Harbor	3.39%	Grafton	7.47%	Manchester	9.12%	Rochester	8.48%	Windham	0.32%	<i>Odell</i>	
Charlestown	7.31%	Grantham	0%	Marlborough	2.87%	Rollinsford	12.71%	Windsor	2.47%	<i>Pinkham's Grant</i>	
Chatham	3.12%	Greenfield	4.83%	Marlow	6.37%	Roxbury	6.32%	Wolfeboro	2.94%	<i>Sargent's Purchase</i>	
Chester	0.98%	Greenland	2.86%	Mason	3.10%	Rumney	4.94%	Woodstock	4.90%	<i>Second College Grant</i>	
Chesterfield	6.15%	Greenville	7.61%	Meredith	5.55%	Rye	1.14%			<i>Success</i>	
Chichester	2.08%	Groton	2.94%	Merrimack	2.41%	Salem	2.38%			<i>Thompson and Meserves</i>	
Claremont	15.97%	Hale's Location	4.76%	Middleton	0.90%	Salisbury	0.48%			<i>Purchase</i>	
Clarksville	0%	Hampstead	3.23%	Milan	7.58%	Sanbornton	1.24%			<i>Wentworth's Location</i>	
Colebrook	9.16%	Hampton	3.91%	Milford	4.34%	Sandown	3.72%				
Columbia	5.88%	Hampton Falls	1.14%	Milton	10.76%	Sandwich	2.90%				
Concord	5.58%	Hancock	7.70%	Monroe	3.88%	Seabrook	3.73%				
Conway	9.74%	Hanover	1.07%	Mont Vernon	2.69%	Sharon	1.78%				
Cornish	3.02%	Harrisville	2.16%	Moultonborough	2.61%	Shelburne	4.05%				
Croydon	6.03%	Hart's Location	16.28%	Nashua	6.53%	Somersworth	7.80%				



Point32Health
Foundation

In partnership with
Harvard Pilgrim
Health Care
a Point32Health company

Percentage of Households with only a Smartphone to Access Internet (all ages) (Ranked)

Lempster	18.04%	Hillsborough	7.16%	Woodstock	4.90%	Chatham	3.12%	Madbury	1.45%	Manchester	
Danbury	17.86%	Washington	7.02%	Francestown	4.86%	Mason	3.10%	Sullivan	1.42%	Central Manchester	14.18%
Hart's Location	16.28%	Errol	6.80%	Greenfield	4.83%	Warren	3.09%	Auburn	1.35%	Manchester: North	8.15%
Claremont	15.97%	Wentworth	6.78%	Unity	4.81%	Bedford	3.02%	Hebron	1.25%	Manchester: South	7.57%
Freedom	15.10%	Peterborough	6.71%	Lyndeborough	4.79%	Portsmouth	3.02%	Sanbornton	1.24%	Manchester: West	7.29%
Farmington	14.94%	Nashua	6.53%	Hale's Location	4.76%	Cornish	3.02%	Barrington	1.18%	Manchester: East	1.21%
Rollinsford	12.71%	Haverhill	6.48%	Pittsburg	4.76%	Gilmanton	2.98%	Brookline	1.17%		
Gilsum	11.94%	Stoddard	6.42%	Hill	4.72%	Wolfeboro	2.94%	Rye	1.14%	Nashua	
Ossipee	11.57%	Marlow	6.37%	New Durham	4.68%	Groton	2.94%	Hampton Falls	1.14%	Nashua: Zip 03060	9.31%
Newport	11.46%	Roxbury	6.32%	East Kingston	4.63%	Brentwood	2.91%	Randolph	1.12%	Nashua: Zip 03064	4.81%
Franklin	11.16%	Boscawen	6.30%	Weare	4.62%	Sandwich	2.90%	Hanover	1.07%	Nashua: Zip 03063	4.01%
Bristol	11.13%	Dalton	6.23%	Orange	4.58%	Marlborough	2.87%	Canaan	1.06%	Nashua: Zip 03062	3.36%
Winchester	11.07%	Chesterfield	6.15%	Alstead	4.56%	Goffstown	2.87%	Chester	0.98%		
Carroll	11.00%	Plymouth	6.12%	Pittsfield	4.55%	Greenland	2.86%	Middleton	0.90%		
Stewartstown	10.78%	Wakefield	6.08%	Lincoln	4.54%	Sutton	2.84%	Lyme	0.80%		
Milton	10.76%	Orford	6.04%	New Ipswich	4.54%	Exeter	2.76%	Newbury	0.67%		
Northfield	10.60%	Croydon	6.03%	Nelson	4.47%	Mont Vernon	2.69%	Danville	0.64%	Unincorporated Places	
Jackson	9.80%	Thornton	6.01%	Landaff	4.44%	Sunapee	2.67%	Webster	0.63%	<i>Atkinson and Gilmanton</i>	
Conway	9.74%	Ashland	6.00%	Northumberland	4.38%	Bethlehem	2.66%	New London	0.61%	<i>Academy Grant</i>	
Tamworth	9.63%	Fitzwilliam	5.92%	Milford	4.34%	Candia	2.65%	Albany	0.58%	<i>Bean's Grant</i>	
Troy	9.37%	Alexandria	5.89%	Dover	4.17%	Plainfield	2.65%	Holderness	0.55%	<i>Bean's Purchase</i>	
Stark	9.18%	Columbia	5.88%	Lancaster	4.16%	Epping	2.64%	Salisbury	0.48%	<i>Cambridge</i>	
Colebrook	9.16%	Rindge	5.83%	Shelburne	4.05%	Moultonborough	2.61%	Hollis	0.32%	<i>Chandler's Purchase</i>	
Manchester	9.12%	Bartlett	5.81%	Belmont	4.05%	Hudson	2.58%	Kensington	0.28%	<i>Crawford's Purchase</i>	
Fremont	8.82%	Raymond	5.80%	Jaffrey	4.05%	New Hampton	2.56%	Deerfield	0.24%	<i>Cutt's Grant</i>	
Dublin	8.82%	Northwood	5.76%	Dummer	4.03%	Windsor	2.47%	Campton	0.18%	<i>Dix's Grant</i>	
Laconia	8.67%	Canterbury	5.76%	Hampton	3.91%	Merrimack	2.41%	Andover	0%	<i>Dixville</i>	
Littleton	8.67%	Loudon	5.76%	Monroe	3.88%	Wilnot	2.40%	Clarksville	0%	<i>Erving's Location</i>	
Kingston	8.58%	Dunbarton	5.66%	Acworth	3.77%	Amherst	2.39%	Dorchester	0%	<i>Green's Grant</i>	
Rochester	8.48%	Whitefield	5.63%	Seabrook	3.73%	Salem	2.38%	Durham	0%	<i>Hadley's Purchase</i>	
Henniker	8.47%	Plaistow	5.61%	Sandown	3.72%	Atkinson	2.37%	Ellsworth	0%	<i>Kilkenny</i>	
Stratford	8.41%	Concord	5.58%	North Hampton	3.62%	Pelham	2.33%	Grantham	0%	<i>Livermore</i>	
Pembroke	8.30%	Meredith	5.55%	Deering	3.60%	New Boston	2.27%	Hollis	0%	<i>Low and Burbank's Grant</i>	
Antrim	8.26%	Wilton	5.46%	Newmarket	3.59%	Stratham	2.23%	Langdon	0%	<i>Martin's Location</i>	
Hinsdale	7.97%	Bradford	5.38%	Walpole	3.57%	Barnstead	2.23%	New Castle	0%	<i>Millsfield</i>	
Alton	7.90%	Lee	5.33%	Lebanon	3.56%	Enfield	2.19%	Newington	0%	<i>Odell</i>	
Richmond	7.89%	Temple	5.24%	Epsom	3.52%	Harrisville	2.16%	Strafford	0%	<i>Pinkham's Grant</i>	
Somersworth	7.80%	Madison	5.21%	Londonderry	3.51%	Newton	2.12%	Sugar Hill	0%	<i>Sargent's Purchase</i>	
Hancock	7.70%	Effingham	5.10%	Lyman	3.42%	Easton	2.11%	Waterville Valley	0%	<i>Second College Grant</i>	
Tilton	7.70%	Keene	5.10%	Springfield	3.40%	Bath	2.09%			<i>Success</i>	
Greenville	7.61%	Gilford	5.08%	Litchfield	3.40%	Chichester	2.08%			<i>Thompson and Meserves</i>	
Goshen	7.59%	Bennington	5.07%	Center Harbor	3.39%	Newfields	2.04%			<i>Purchase</i>	
Milan	7.58%	Eaton	5.06%	Franconia	3.36%	South Hampton	2.03%			<i>Wentworth's Location</i>	
Grafton	7.47%	Hopkinton	5.03%	Gorham	3.27%	Jefferson	2.01%				
Lisbon	7.38%	Bridgewater	5.02%	Swanzey	3.26%	Hooksett	2.00%				
Berlin	7.34%	Warner	5.00%	Hampstead	3.23%	Benton	1.96%				
Nottingham	7.32%	Derry	4.98%	Bow	3.18%	Sharon	1.78%				
Charlestown	7.31%	Rumney	4.94%	Westmoreland	3.16%	Brookfield	1.72%				
Allenstown	7.23%	Sury	4.94%	Tuftonboro	3.14%	Piermont	1.63%				