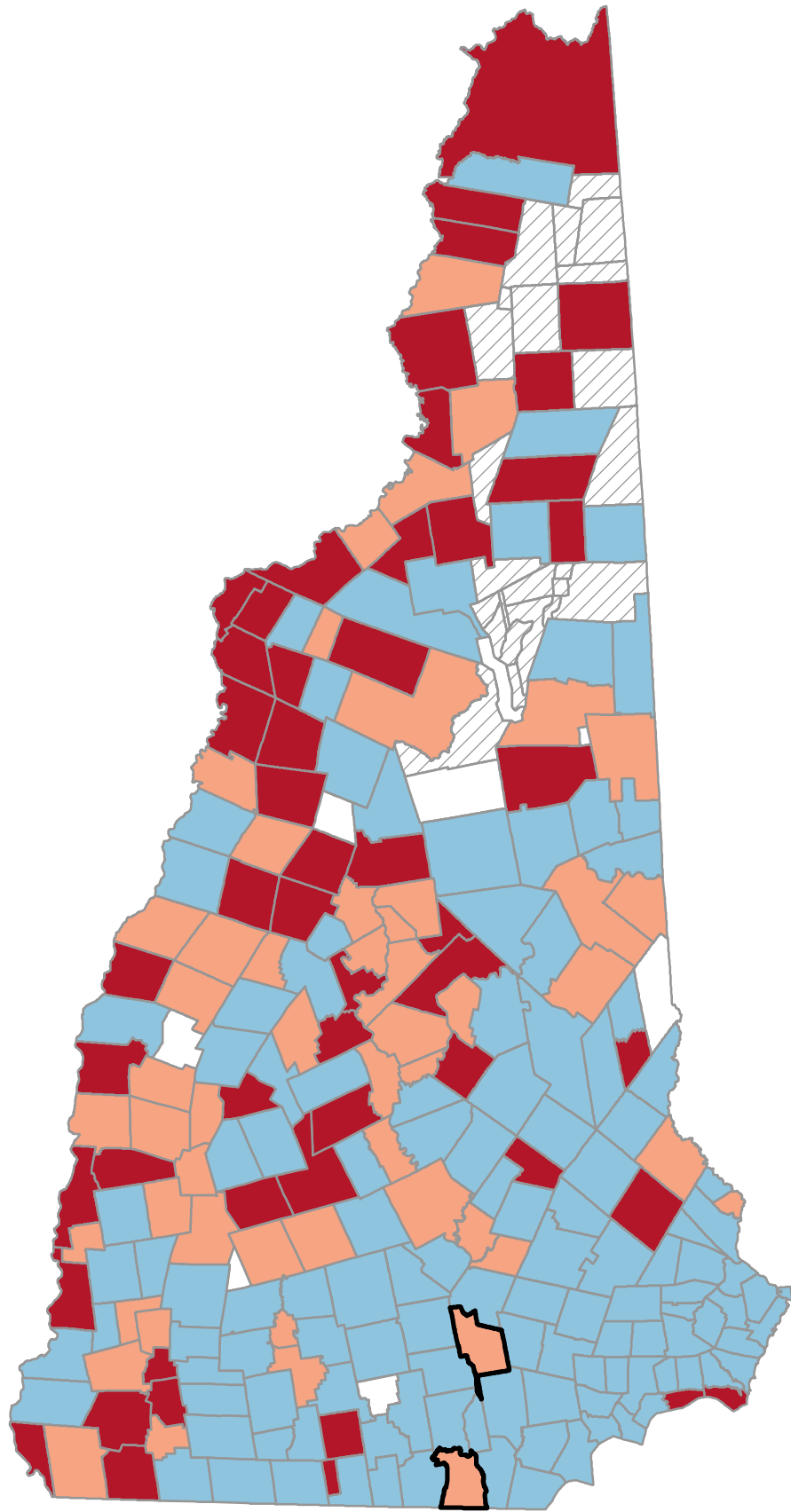
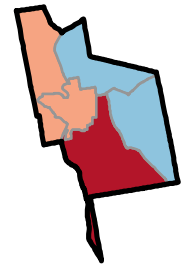


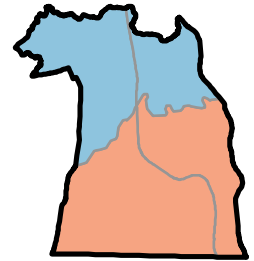
Percentage of Households without a Computer (all ages)



*Neighborhood values
in NH cities*



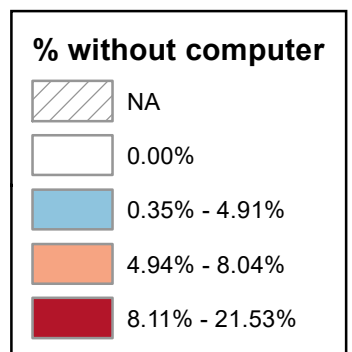
Manchester



Nashua

State Average: 4.98%

Source: ACS, 2018-2022



Percentage of Households without a Computer (all ages)

Acworth	2.51%	Dalton	5.74%	Haverhill	12.95%	Nelson	4.47%	South Hampton	8.14%	Manchester	
Albany	8.45%	Danbury	8.04%	Hebron	0.94%	New Boston	2.46%	Springfield	2.38%	Central Manchester	6.59%
Alexandria	4.91%	Danville	4.88%	Henniker	7.05%	New Castle	2.56%	Stark	5.10%	Manchester: West	6.19%
Allenstown	5.35%	Deerfield	3.79%	Hill	12.89%	New Durham	3.49%	Stewartstown	17.97%	Manchester: South	8.84%
Alstead	4.43%	Deering	4.65%	Hillsborough	8.03%	New Hampton	7.57%	Stoddard	3.90%	Manchester: North	1.11%
Alton	4.64%	Derry	3.76%	Hinsdale	11.61%	New Ipswich	4.69%	Stratford	2.64%	Manchester: East	3.69%
Amherst	2.28%	Dorchester	8.96%	Holderness	6.10%	New London	8.25%	Stratford	15.07%		
Andover	4.67%	Dover	4.34%	Hollis	3.04%	Newbury	2.01%	Stratham	3.25%	Nashua	
Antrim	4.37%	Dublin	1.10%	Hooksett	4.15%	Newfields	2.20%	Sugar Hill	5.95%	Nashua: Zip 03060	5.27%
Ashland	7.56%	Dummer	10.48%	Hopkinton	4.11%	Newington	0.53%	Sullivan	6.05%	Nashua: Zip 03062	4.99%
Atkinson	1.89%	Dunbarton	2.64%	Hudson	3.01%	Newmarket	1.24%	Sunapee	6.15%	Nashua: Zip 03063	3.59%
Auburn	1.75%	Durham	2.43%	Jackson	3.60%	Newport	7.67%	Surry	0.58%	Nashua: Zip 03064	4.49%
Barnstead	2.45%	East Kingston	0.61%	Jaffrey	4.00%	Newton	3.47%	Sutton	0.35%		
Barrington	9.32%	Easton	3.52%	Jefferson	21.53%	North Hampton	1.86%	Swanzy	8.20%		
Bartlett	6.74%	Eaton	1.27%	Keene	7.36%	Northfield	2.89%	Tamworth	3.55%		
Bath	10.21%	Effingham	6.19%	Kensington	2.82%	Northumberland	12.80%	Temple	3.30%	Unincorporated Places	
Bedford	2.70%	Ellsworth	0%	Kingston	1.85%	Northwood	0.62%	Thornton	4.51%	<i>Atkinson and Gilmanton</i>	
Belmont	8.57%	Enfield	5.13%	Laconia	6.78%	Nottingham	1.78%	Tilton	7.07%	<i>Academy Grant</i>	
Bennington	5.81%	Epping	3.31%	Lancaster	6.88%	Orange	5.34%	Troy	7.78%	<i>Bean's Grant</i>	
Benton	9.80%	Epsom	4.61%	Landaff	18.89%	Orford	2.31%	Tuftonboro	1.98%	<i>Bean's Purchase</i>	
Berlin	9.10%	Errol	9.52%	Langdon	7.52%	Ossipee	5.01%	Unity	12.34%	<i>Cambridge</i>	
Bethlehem	3.64%	Exeter	4.80%	Lebanon	8.79%	Pelham	4.20%	Wakefield	0%	<i>Chandler's Purchase</i>	
Boscawen	6.01%	Farmington	4.33%	Lee	3.92%	Pembroke	4.95%	Walpole	13.24%	<i>Crawford's Purchase</i>	
Bow	1.80%	Fitzwilliam	2.86%	Lempster	6.65%	Peterborough	4.36%	Warner	9.42%	<i>Cutt's Grant</i>	
Bradford	10.44%	Francestown	2.70%	Lincoln	5.48%	Piermont	7.82%	Warren	12.64%	<i>Dix's Grant</i>	
Brentwood	3.29%	Franconia	8.30%	Lisbon	2.67%	Pittsburg	10.03%	Washington	5.57%	<i>Dixville</i>	
Bridgewater	5.23%	Franklin	7.78%	Litchfield	2.15%	Pittsfield	18.93%	Waterville Valley	0%	<i>Erving's Location</i>	
Bristol	8.11%	Freedom	4.69%	Littleton	10.70%	Plainfield	1.08%	Weare	4.17%	<i>Green's Grant</i>	
Brookfield	3.88%	Fremont	2.13%	Londonderry	2.78%	Plaistow	4.40%	Webster	4.91%	<i>Hadley's Purchase</i>	
Brookline	0.88%	Gilford	2.28%	Loudon	1.05%	Plymouth	5.50%	Wentworth	5.78%	<i>Kilkenny</i>	
Campton	9.59%	Gilmanton	4.70%	Lyman	13.68%	Portsmouth	3.60%	Westmoreland	2.49%	<i>Livermore</i>	
Canaan	4.94%	Gilsun	5.16%	Lyme	2.08%	Randolph	2.81%	Whitefield	10.05%	<i>Low and Burbank's Grant</i>	
Candia	3.55%	Goffstown	2.46%	Lyndeborough	2.81%	Raymond	2.67%	Wilmot	0.96%	<i>Martin's Location</i>	
Canterbury	4.02%	Gorham	9.45%	Madbury	1.74%	Richmond	9.92%	Wilton	9.02%	<i>Millsfield</i>	
Carroll	1.67%	Goshen	6.93%	Madison	2.76%	Rindge	3.50%	Winchester	7.17%	<i>Odell</i>	
Center Harbor	8.59%	Grafton	2.70%	Manchester	5.85%	Rochester	6.71%	Windham	2.54%	<i>Pinkham's Grant</i>	
Charlestown	13.91%	Grantham	0%	Marlborough	11.57%	Rollinsford	5.33%	Windsor	0%	<i>Sargent's Purchase</i>	
Chatham	3.12%	Greenfield	6.59%	Marlow	3.82%	Roxbury	11.58%	Wolfeboro	5.96%	<i>Second College Grant</i>	
Chester	1.04%	Greenland	0.58%	Mason	2.00%	Rumney	8.94%	Woodstock	4.08%	<i>Success</i>	
Chesterfield	1.39%	Greenville	8.39%	Meredith	8.88%	Rye	1.43%			<i>Thompson and Meserves</i>	
Chichester	1.58%	Groton	8.33%	Merrimack	2.73%	Salem	4.72%			<i>Purchase</i>	
Claremont	7.00%	Hale's Location	0%	Middleton	9.53%	Salisbury	14.61%			<i>Wentworth's Location</i>	
Clarksville	4.20%	Hampstead	4.67%	Milan	2.02%	Sanbornton	5.60%				
Colebrook	10.26%	Hampton	2.91%	Milford	4.34%	Sandown	1.41%				
Columbia	7.52%	Hampton Falls	3.89%	Milton	3.49%	Sandwich	1.83%				
Concord	5.90%	Hancock	2.61%	Monroe	17.31%	Seabrook	10.69%				
Conway	6.13%	Hanover	5.82%	Mont Vernon	0%	Sharon	1.18%				
Cornish	10.76%	Harrisville	4.09%	Moultonborough	2.18%	Shelburne	4.45%				
Croydon	7.33%	Hart's Location	0%	Nashua	4.96%	Somersworth	4.26%				



Point32Health
Foundation

In partnership with
Harvard Pilgrim
Health Care
a Point32Health company

Percentage of Households without a Computer (all ages) (Ranked)

Jefferson	21.53%	South Hampton	8.14%	Stark	5.10%	Tamworth	3.55%	Mason	2.00%	Manchester	
Pittsfield	18.93%	Bristol	8.11%	Ossipee	5.01%	Easton	3.52%	Tuftonboro	1.98%	Manchester: South	8.84%
Landaff	18.89%	Danbury	8.04%	Nashua	4.96%	Rindge	3.50%	Atkinson	1.89%	Central Manchester	6.59%
Stewartstown	17.97%	Hillsborough	8.03%	Pembroke	4.95%	New Durham	3.49%	North Hampton	1.86%	Manchester: West	6.19%
Monroe	17.31%	Piermont	7.82%	Canaan	4.94%	Milton	3.49%	Kingston	1.85%	Manchester: East	3.69%
Stratford	15.07%	Troy	7.78%	Alexandria	4.91%	Newton	3.47%	Sandwich	1.83%	Manchester: North	1.11%
Salisbury	14.61%	Franklin	7.78%	Webster	4.91%	Epping	3.31%	Bow	1.80%		
Charlestown	13.91%	Newport	7.67%	Danville	4.88%	Temple	3.30%	Nottingham	1.78%	Nashua	
Lyman	13.68%	New Hampton	7.57%	Exeter	4.80%	Brentwood	3.29%	Auburn	1.75%	Nashua: Zip 03060	5.27%
Walpole	13.24%	Ashland	7.56%	Salem	4.72%	Stratham	3.25%	Madbury	1.74%	Nashua: Zip 03062	4.99%
Haverhill	12.95%	Langdon	7.52%	Gilmanton	4.70%	Chatham	3.12%	Carroll	1.67%	Nashua: Zip 03064	4.49%
Hill	12.89%	Columbia	7.52%	New Ipswich	4.69%	Hollis	3.04%	Chichester	1.58%	Nashua: Zip 03063	3.59%
Northumberland	12.80%	Keene	7.36%	Freedom	4.69%	Hudson	3.01%	Rye	1.43%		
Warren	12.64%	Croydon	7.33%	Hampstead	4.67%	Hampton	2.91%	Sandown	1.41%		
Unity	12.34%	Winchester	7.17%	Andover	4.67%	Northfield	2.89%	Chesterfield	1.39%		
Hinsdale	11.61%	Tilton	7.07%	Deering	4.65%	Fitzwilliam	2.86%	Eaton	1.27%		
Roxbury	11.58%	Henniker	7.05%	Alton	4.64%	Kensington	2.82%	Newmarket	1.24%	Unincorporated Places	
Marlborough	11.57%	Claremont	7.00%	Epsom	4.61%	Lyndeborough	2.81%	Sharon	1.18%	<i>Atkinson and Gilmanton</i>	
Cornish	10.76%	Goshen	6.93%	Thornton	4.51%	Randolph	2.81%	Dublin	1.10%	<i>Academy Grant</i>	
Littleton	10.70%	Lancaster	6.88%	Nelson	4.47%	Londonderry	2.78%	Plainfield	1.08%	<i>Bean's Grant</i>	
Seabrook	10.69%	Laconia	6.78%	Shelburne	4.45%	Madison	2.76%	Loudon	1.05%	<i>Bean's Purchase</i>	
Dummer	10.48%	Bartlett	6.74%	Alstead	4.43%	Merrimack	2.73%	Chester	1.04%	<i>Cambridge</i>	
Bradford	10.44%	Rochester	6.71%	Plaistow	4.40%	Bedford	2.70%	Grantham	0.96%	<i>Chandler's Purchase</i>	
Colebrook	10.26%	Lempster	6.65%	Antrim	4.37%	Francestown	2.70%	Hebron	0.94%	<i>Crawford's Purchase</i>	
Bath	10.21%	Greenfield	6.59%	Peterborough	4.36%	Grafton	2.70%	Brookline	0.88%	<i>Cutt's Grant</i>	
Whitefield	10.05%	Effingham	6.19%	Milford	4.34%	Lisbon	2.67%	Northwood	0.62%	<i>Dix's Grant</i>	
Pittsburg	10.03%	Sunapee	6.15%	Dover	4.34%	Raymond	2.67%	East Kingston	0.61%	<i>Dixville</i>	
Richmond	9.92%	Conway	6.13%	Farmington	4.33%	Dunbarton	2.64%	Greenland	0.58%	<i>Erving's Location</i>	
Benton	9.80%	Holderness	6.10%	Somersworth	4.26%	Strafford	2.64%	Surry	0.58%	<i>Green's Grant</i>	
Campton	9.59%	Sullivan	6.05%	Clarksville	4.20%	Hancock	2.61%	Newington	0.53%	<i>Hadley's Purchase</i>	
Middleton	9.53%	Boscawen	6.01%	Pelham	4.20%	New Castle	2.56%	Sutton	0.35%	<i>Kilkenny</i>	
Errol	9.52%	Wolfeboro	5.96%	Weare	4.17%	Windham	2.54%	Ellsworth	0%	<i>Livermore</i>	
Gorham	9.45%	Sugar Hill	5.95%	Hooksett	4.15%	Acworth	2.51%	Grantham	0%	<i>Low and Burbank's Grant</i>	
Warner	9.42%	Concord	5.90%	Hopkinton	4.11%	Westmoreland	2.49%	Hale's Location	0%	<i>Martin's Location</i>	
Barrington	9.32%	Manchester	5.85%	Harrisville	4.09%	Goffstown	2.46%	Hart's Location	0%	<i>Millsfield</i>	
Berlin	9.10%	Hanover	5.82%	Woodstock	4.08%	New Boston	2.46%	Mont Vernon	0%	<i>Odell</i>	
Wilton	9.02%	Bennington	5.81%	Canterbury	4.02%	Barnstead	2.45%	Wakefield	0%	<i>Pinkham's Grant</i>	
Dorchester	8.96%	Wentworth	5.78%	Jaffrey	4.00%	Durham	2.43%	Waterville Valley	0%	<i>Sargent's Purchase</i>	
Rumney	8.94%	Dalton	5.74%	Lee	3.92%	Springfield	2.38%	Windsor	0%	<i>Second College Grant</i>	
Meredith	8.88%	Sanbornton	5.60%	Stoddard	3.90%	Orford	2.31%			<i>Success</i>	
Lebanon	8.79%	Washington	5.57%	Hampton Falls	3.89%	Gilford	2.28%			<i>Thompson and Meserves</i>	
Center Harbor	8.59%	Plymouth	5.50%	Brookfield	3.88%	Amherst	2.28%			<i>Purchase</i>	
Belmont	8.57%	Lincoln	5.48%	Marlow	3.82%	Newfields	2.20%			<i>Wentworth's Location</i>	
Albany	8.45%	Allenstown	5.35%	Deerfield	3.79%	Moultonborough	2.18%				
Greenville	8.39%	Orange	5.34%	Derry	3.76%	Litchfield	2.15%				
Groton	8.33%	Rollinsford	5.33%	Bethlehem	3.64%	Fremont	2.13%				
Franconia	8.30%	Bridgewater	5.23%	Portsmouth	3.60%	Lyme	2.08%				
New London	8.25%	Gilsom	5.16%	Jackson	3.60%	Milan	2.02%				
Swanzy	8.20%	Enfield	5.13%	Candia	3.55%	Newbury	2.01%				