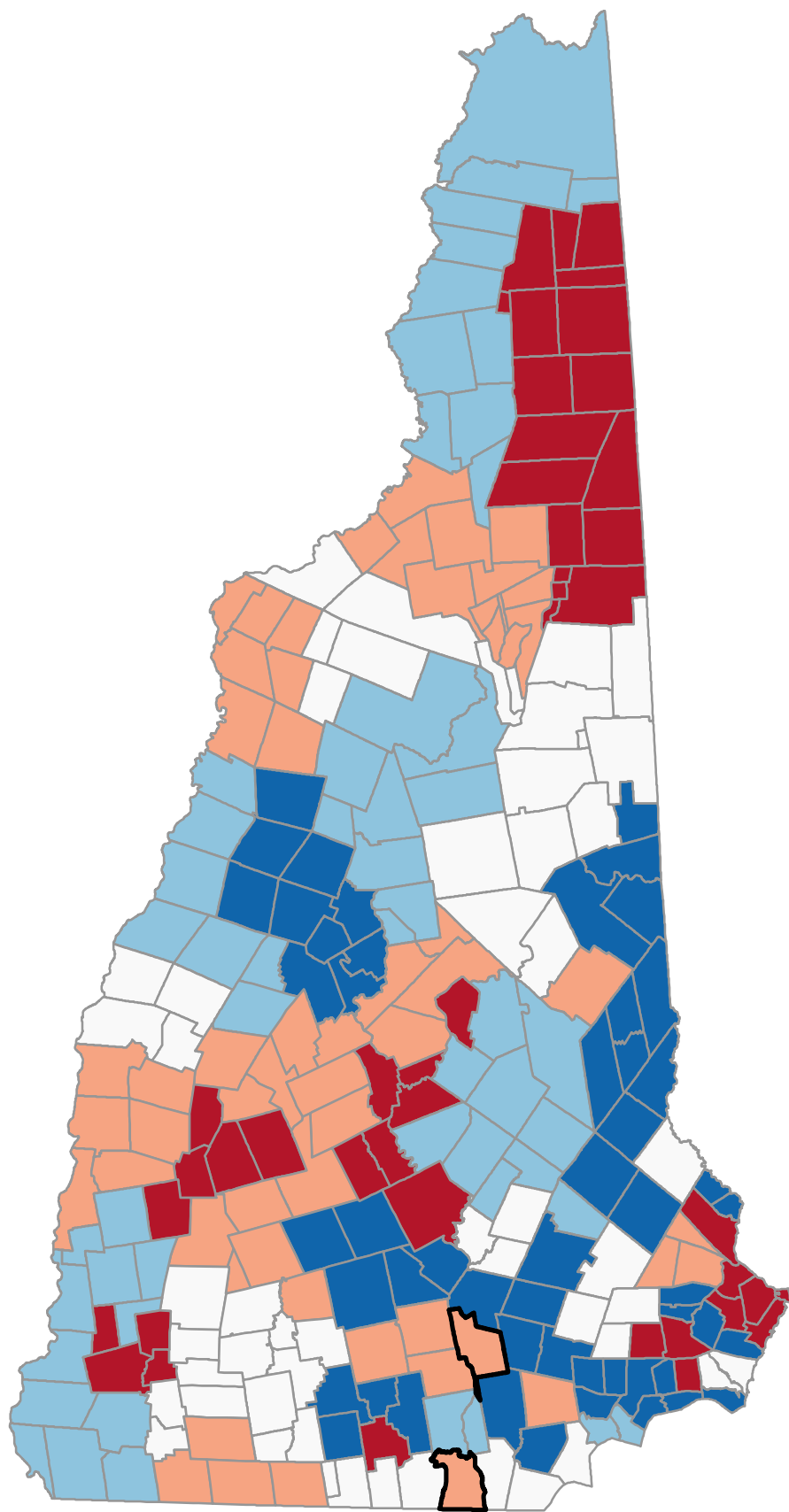
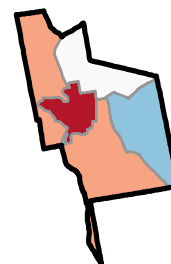


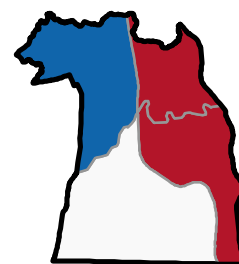
Percentage of Medicare Beneficiaries Age 65+ Years with Hip Fracture



Neighborhood values in NH cities



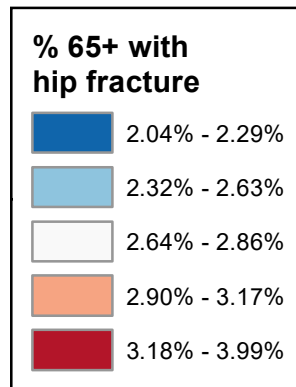
Manchester



Nashua

State Average: 2.79%

Source: CMS, 2020-2021



Percentage of Medicare Beneficiaries Age 65+ Years with Hip Fracture

Acworth	2.63%	Dalton	3.17%	Haverhill	2.98%	Nelson	2.74%	South Hampton	2.04%	Manchester	
Albany	2.86%	Danbury	3.04%	Hebron	2.24%	New Boston	2.92%	Springfield	3.09%	Central Manchester	3.86%
Alexandria	2.24%	Danville	2.29%	Henniker	2.06%	New Castle	3.20%	Stark	2.38%	Manchester: West	3.09%
Allenstown	2.65%	Deerfield	2.15%	Hill	3.04%	New Durham	2.05%	Stewartstown	2.38%	Manchester: South	3.00%
Alstead	2.63%	Deering	3.03%	Hillsborough	3.03%	New Hampton	3.04%	Stoddard	2.74%	Manchester: North	2.82%
Alton	2.58%	Derry	3.03%	Hinsdale	2.59%	New Ipswich	2.90%	Stratford	2.05%	Manchester: East	2.57%
Amherst	2.14%	Dorchester	2.24%	Holderness	2.34%	New London	3.09%	Stratford	2.38%		
Andover	3.03%	Dover	3.42%	Hollis	2.68%	Newbury	3.18%	Stratham	2.23%	Nashua	
Antrim	2.74%	Dublin	2.74%	Hooksett	2.15%	Newfields	2.23%	Sugar Hill	2.64%	Nashua: Zip 03060	3.38%
Ashland	2.34%	Dummer	3.51%	Hopkinton	2.06%	Newington	3.20%	Sullivan	3.25%	Nashua: Zip 03062	2.86%
Atkinson	2.32%	Dunbarton	2.06%	Hudson	2.65%	Newmarket	2.23%	Sunapee	3.18%	Nashua: Zip 03063	2.06%
Auburn	2.15%	Durham	2.96%	Jackson	2.86%	Newport	2.98%	Surry	3.25%	Nashua: Zip 03064	3.67%
Barnstead	2.39%	East Kingston	2.04%	Jaffrey	2.90%	Newton	2.04%	Sutton	3.18%		
Barrington	2.05%	Easton	2.64%	Jefferson	3.17%	North Hampton	2.23%	Swanzey	2.59%		
Bartlett	2.86%	Eaton	2.28%	Keene	3.25%	Northfield	3.33%	Tamworth	2.66%	Unincorporated Places	
Bath	2.98%	Effingham	2.28%	Kensington	3.44%	Northumberland	2.38%	Temple	2.84%	<i>Atkinson and Gilmanton</i>	
Bedford	3.11%	Ellsworth	2.34%	Kingston	2.04%	Northwood	2.63%	Thornton	2.34%	<i>Academy Grant</i>	
Belmont	2.39%	Enfield	2.76%	Laconia	3.99%	Nottingham	2.65%	Tilton	3.33%	<i>Bean's Grant</i>	
Bennington	2.74%	Epping	2.65%	Lancaster	3.17%	Orange	2.57%	Troy	2.74%	<i>Bean's Purchase</i>	
Benton	2.98%	Epsom	2.65%	Landaff	2.98%	Orford	2.57%	Tuftsboro	2.66%	<i>Cambridge</i>	
Berlin	3.51%	Errol	3.51%	Langdon	2.63%	Ossipee	2.28%	Unity	2.98%	<i>Chandler's Purchase</i>	
Bethlehem	2.64%	Exeter	3.44%	Lebanon	2.76%	Pelham	2.70%	Wakefield	2.28%	<i>Crawford's Purchase</i>	
Boscawen	3.72%	Farmington	2.05%	Lee	2.96%	Pembroke	2.65%	Walpole	2.63%	<i>Cutt's Grant</i>	
Bow	2.06%	Fitzwilliam	2.90%	Lempster	3.18%	Peterborough	2.84%	Warner	3.03%	<i>Dix's Grant</i>	
Bradford	3.03%	Francestown	2.84%	Lincoln	2.34%	Piermont	2.57%	Warren	2.24%	<i>Dixville</i>	
Brentwood	3.44%	Franconia	2.64%	Lisbon	2.98%	Pittsburg	2.38%	Washington	3.03%	<i>Erving's Location</i>	
Bridgewater	2.24%	Franklin	3.33%	Litchfield	2.37%	Pittsfield	2.63%	Waterville Valley	2.34%	<i>Green's Grant</i>	
Bristol	2.24%	Freedom	2.28%	Littleton	2.64%	Plainfield	2.76%	Weare	2.06%	<i>Hadley's Purchase</i>	
Brookfield	2.28%	Fremont	2.65%	Londonderry	2.05%	Plaistow	2.32%	Webster	3.72%	<i>Kilkenny</i>	
Brookline	2.68%	Gilford	2.58%	Loudon	2.63%	Plymouth	2.24%	Wentworth	2.24%	<i>Livermore</i>	
Campton	2.34%	Gilmanton	2.39%	Lyman	2.98%	Portsmouth	3.48%	Westmoreland	2.63%	<i>Low and Burbank's Grant</i>	
Canaan	2.57%	Gilsun	2.63%	Lyme	2.57%	Randolph	3.17%	Whitefield	3.17%	<i>Martin's Location</i>	
Candia	2.15%	Goffstown	2.92%	Lyndeborough	2.14%	Raymond	2.65%	Wilton	3.09%	<i>Millsfield</i>	
Canterbury	2.63%	Gorham	3.51%	Madbury	2.96%	Richmond	2.59%	Wilton	2.14%	<i>Odell</i>	
Carroll	3.17%	Goshen	3.18%	Madison	2.86%	Rindge	2.90%	Winchester	2.59%	<i>Pinkham's Grant</i>	
Center Harbor	3.04%	Grafton	2.57%	Manchester	3.05%	Rochester	2.77%	Windham	2.05%	<i>Sargent's Purchase</i>	
Charlestown	2.98%	Grantham	2.76%	Marlborough	2.74%	Rollinsford	2.14%	Windsor	3.03%	<i>Second College Grant</i>	
Chatham	2.86%	Greenfield	2.84%	Marlow	2.63%	Roxbury	3.25%	Wolfeboro	2.91%	<i>Success</i>	
Chester	2.29%	Greenland	3.20%	Mason	2.68%	Rumney	2.24%	Woodstock	2.34%	<i>Thompson and Meserves</i>	
Chesterfield	2.63%	Greenville	2.68%	Meredith	3.04%	Rye	3.20%			<i>Purchase</i>	
Chichester	2.63%	Groton	2.24%	Merrimack	2.37%	Salem	2.83%			<i>Wentworth's Location</i>	
Claremont	2.98%	Hale's Location	2.86%	Middleton	2.05%	Salisbury	3.03%				
Clarksville	2.38%	Hampstead	2.29%	Milan	3.51%	Sanbornton	3.04%				
Colebrook	2.38%	Hampton	2.76%	Milford	3.21%	Sandown	2.29%				
Columbia	2.38%	Hampton Falls	2.76%	Milton	2.05%	Sandwich	2.66%				
Concord	3.72%	Hancock	2.74%	Monroe	2.98%	Seabrook	2.04%				
Conway	2.86%	Hanover	2.57%	Mont Vernon	2.14%	Sharon	2.84%				
Cornish	2.98%	Harrisville	2.74%	Moultonborough	2.66%	Shelburne	3.51%				
Croydon	2.98%	Hart's Location	2.86%	Nashua	2.97%	Somersworth	2.14%				



Point32Health
Foundation

In partnership with
Harvard Pilgrim
Health Care
a Point32Health company

Percentage of Medicare Beneficiaries Age 65+ Years with Hip Fracture (Ranked)

Laconia	3.99%	Andover	3.03%	Hampton Falls	2.76%	Hinsdale	2.59%	Dorchester	2.24%	Manchester	
Boscawen	3.72%	Bradford	3.03%	Enfield	2.76%	Richmond	2.59%	Groton	2.24%	Central Manchester	3.86%
Concord	3.72%	Deering	3.03%	Grantham	2.76%	Swanzey	2.59%	Hebron	2.24%	Manchester: West	3.09%
Webster	3.72%	Hillsborough	3.03%	Lebanon	2.76%	Winchester	2.59%	Plymouth	2.24%	Manchester: South	3.00%
Berlin	3.51%	Salisbury	3.03%	Plainfield	2.76%	Alton	2.58%	Rumney	2.24%	Manchester: North	2.82%
Dummer	3.51%	Warner	3.03%	Antrim	2.74%	Gilford	2.58%	Warren	2.24%	Manchester: East	2.57%
Errol	3.51%	Washington	3.03%	Bennington	2.74%	Canaan	2.57%	Wentworth	2.24%		
Gorham	3.51%	Windsor	3.03%	Dublin	2.74%	Grafton	2.57%	Newfields	2.23%	Nashua	
Milan	3.51%	Derry	3.03%	Hancock	2.74%	Hanover	2.57%	Newmarket	2.23%	Nashua: Zip 03064	3.67%
Shelburne	3.51%	Charlestown	2.98%	Harrisville	2.74%	Lyme	2.57%	North Hampton	2.23%	Nashua: Zip 03060	3.38%
Portsmouth	3.48%	Claremont	2.98%	Marlborough	2.74%	Orange	2.57%	Stratham	2.23%	Nashua: Zip 03062	2.86%
Brentwood	3.44%	Cornish	2.98%	Nelson	2.74%	Orford	2.57%	Auburn	2.15%	Nashua: Zip 03063	2.06%
Exeter	3.44%	Croydon	2.98%	Stoddard	2.74%	Piermont	2.57%	Candia	2.15%		
Kensington	3.44%	Newport	2.98%	Troy	2.74%	Barnstead	2.39%	Deerfield	2.15%		
Dover	3.42%	Unity	2.98%	Pelham	2.70%	Belmont	2.39%	Hooksett	2.15%		
Franklin	3.33%	Bath	2.98%	Brookline	2.68%	Gilmanton	2.39%	Amherst	2.14%		
Northfield	3.33%	Benton	2.98%	Greenville	2.68%	Clarksville	2.38%	Lyndeborough	2.14%	Unincorporated Places	
Tilton	3.33%	Haverhill	2.98%	Hollis	2.68%	Colebrook	2.38%	Mont Vernon	2.14%	<i>Atkinson and Gilmanton</i>	
Keene	3.25%	Landaff	2.98%	Mason	2.68%	Columbia	2.38%	Wilton	2.14%	<i>Academy Grant</i>	
Roxbury	3.25%	Lisbon	2.98%	Moultonborough	2.66%	Northumberland	2.38%	Rollinsford	2.14%	<i>Bean's Grant</i>	
Sullivan	3.25%	Lyman	2.98%	Sandwich	2.66%	Pittsburg	2.38%	Somersworth	2.14%	<i>Bean's Purchase</i>	
Surry	3.25%	Monroe	2.98%	Tamworth	2.66%	Stark	2.38%	Bow	2.06%	<i>Cambridge</i>	
Milford	3.21%	Nashua	2.97%	Tuftonboro	2.66%	Stewartstown	2.38%	New Durham	2.06%	<i>Chandler's Purchase</i>	
Greenland	3.20%	Durham	2.96%	Hudson	2.65%	Stratford	2.38%	Henniker	2.06%	<i>Crawford's Purchase</i>	
New Castle	3.20%	Lee	2.96%	Allenstown	2.65%	Litchfield	2.37%	Hopkinton	2.06%	<i>Cutt's Grant</i>	
Newington	3.20%	Madbury	2.96%	Epsom	2.65%	Merrimack	2.37%	Weare	2.06%	<i>Dix's Grant</i>	
Rye	3.20%	Goffstown	2.92%	Pembroke	2.65%	Ashland	2.34%	Londonderry	2.05%	<i>Dixville</i>	
Goshen	3.18%	New Boston	2.92%	Epping	2.65%	Campton	2.34%	Windham	2.05%	<i>Erving's Location</i>	
Lempster	3.18%	Wolfeboro	2.91%	Fremont	2.65%	Ellsworth	2.34%	Barrington	2.05%	<i>Green's Grant</i>	
Newbury	3.18%	Fitzwilliam	2.90%	Nottingham	2.65%	Holderness	2.34%	Farmington	2.05%	<i>Hadley's Purchase</i>	
Sunapee	3.18%	Jaffrey	2.90%	Raymond	2.65%	Lincoln	2.34%	Middleton	2.05%	<i>Kilkenny</i>	
Sutton	3.18%	New Ipswich	2.90%	Bethlehem	2.64%	Thornton	2.34%	Milton	2.05%	<i>Livermore</i>	
Carroll	3.17%	Rindge	2.90%	Easton	2.64%	Waterville Valley	2.34%	New Durham	2.05%	<i>Low and Burbank's Grant</i>	
Dalton	3.17%	Albany	2.86%	Franconia	2.64%	Woodstock	2.34%	Strafford	2.05%	<i>Martin's Location</i>	
Jefferson	3.17%	Bartlett	2.86%	Littleton	2.64%	Atkinson	2.32%	East Kingston	2.04%	<i>Millsfield</i>	
Lancaster	3.17%	Chatham	2.86%	Sugar Hill	2.64%	Plaistow	2.32%	Kingston	2.04%	<i>Odell</i>	
Randolph	3.17%	Conway	2.86%	Acworth	2.63%	Chester	2.29%	Newton	2.04%	<i>Pinkham's Grant</i>	
Whitefield	3.17%	Hale's Location	2.86%	Alstead	2.63%	Danville	2.29%	Seabrook	2.04%	<i>Sargent's Purchase</i>	
Bedford	3.11%	Hart's Location	2.86%	Chesterfield	2.63%	Hampstead	2.29%	South Hampton	2.04%	<i>Second College Grant</i>	
New London	3.09%	Jackson	2.86%	Gilsom	2.63%	Sandown	2.29%			<i>Success</i>	
Springfield	3.09%	Madison	2.86%	Langdon	2.63%	Brookfield	2.28%			<i>Thompson and Meserves</i>	
Wilmot	3.09%	Francestown	2.84%	Marlow	2.63%	Eaton	2.28%			<i>Purchase</i>	
Manchester	3.05%	Greenfield	2.84%	Walpole	2.63%	Effingham	2.28%			<i>Wentworth's Location</i>	
Center Harbor	3.04%	Peterborough	2.84%	Westmoreland	2.63%	Freedom	2.28%				
Danbury	3.04%	Sharon	2.84%	Canterbury	2.63%	Ossipee	2.28%				
Hill	3.04%	Temple	2.84%	Chichester	2.63%	Wakefield	2.28%				
Meredith	3.04%	Salem	2.83%	Loudon	2.63%	Alexandria	2.24%				
New Hampton	3.04%	Rochester	2.77%	Northwood	2.63%	Bridgewater	2.24%				
Sanbornton	3.04%	Hampton	2.76%	Pittsfield	2.63%	Bristol	2.24%				

Questions ? Beth.Dugan@umb.edu