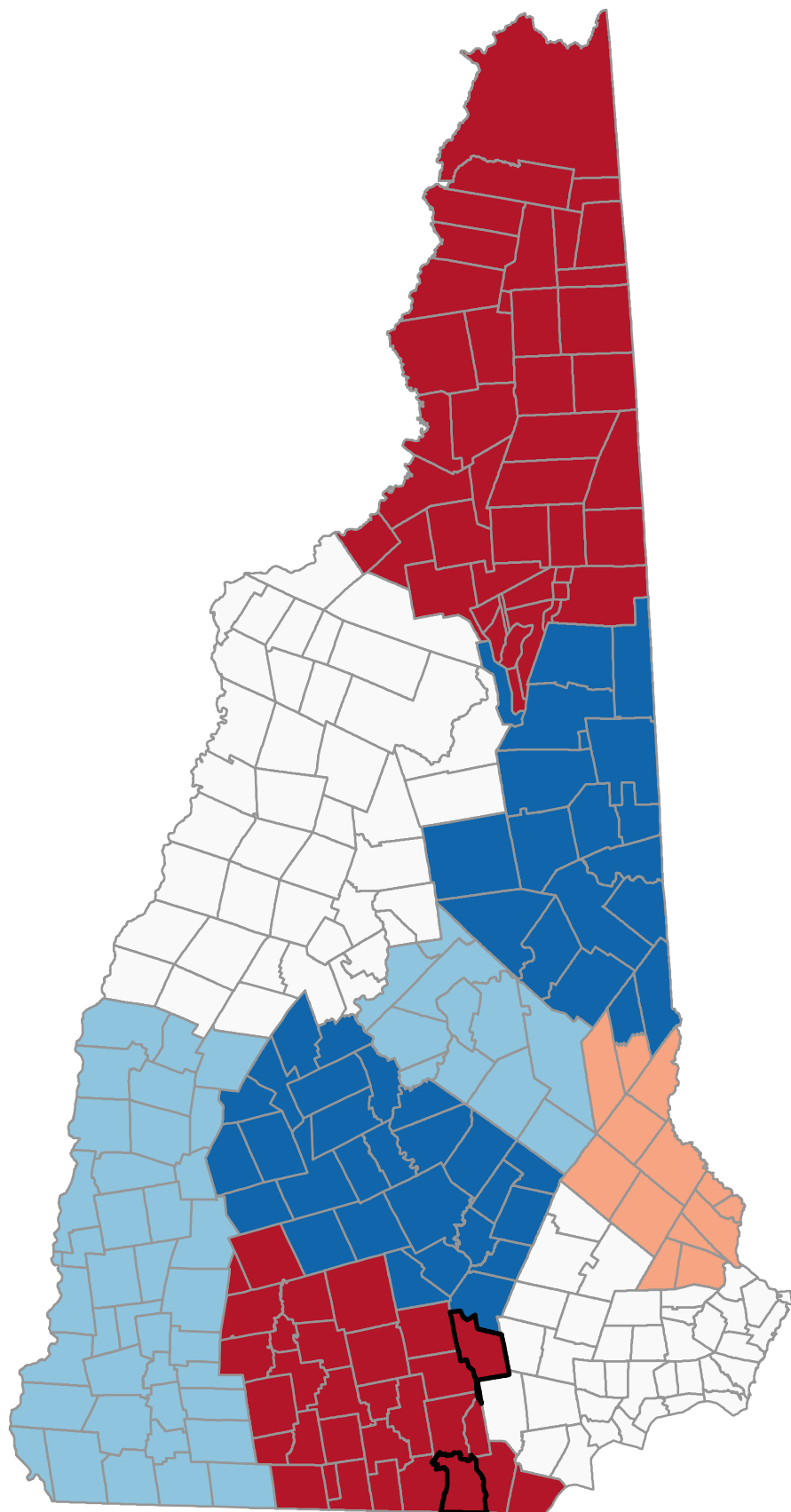
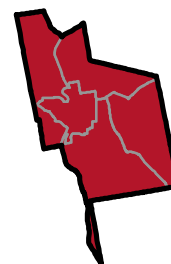


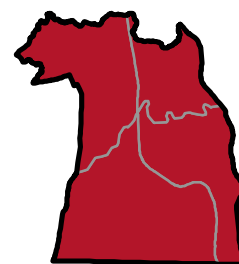
Percentage of Men Age 65+ who are Up to Date on a Core Set of Clinical Preventive Services (County)



Neighborhood values in NH cities



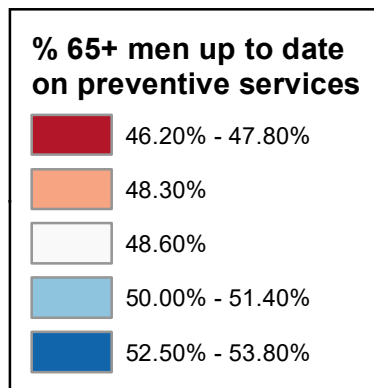
Manchester



Nashua

State Average: NA

Source: BRFSS, 2020-2021



Percentage of Men Age 65+ who are Up to Date on a Core Set of Clinical Preventive Services (County)

Acworth	51.40%	Dalton	46.20%	Haverhill	48.60%	Nelson	50.10%	South Hampton	48.60%	Manchester	
Albany	53.80%	Danbury	52.50%	Hebron	48.60%	New Boston	47.80%	Springfield	51.40%	Central Manchester	47.80%
Alexandria	48.60%	Danville	48.60%	Henniker	52.50%	New Castle	48.60%	Stark	46.20%	Manchester: West	47.80%
Allenstown	52.50%	Deerfield	48.60%	Hill	52.50%	New Durham	48.30%	Stewartstown	46.20%	Manchester: South	47.80%
Alstead	50.10%	Deering	47.80%	Hillsborough	47.80%	New Hampton	50.00%	Stoddard	50.10%	Manchester: North	47.80%
Alton	50.00%	Derry	48.60%	Hinsdale	50.10%	New Ipswich	47.80%	Stratford	48.30%	Manchester: East	47.80%
Amherst	47.80%	Dorchester	48.60%	Holderness	48.60%	New London	52.50%	Stratford	46.20%		
Andover	52.50%	Dover	48.30%	Hollis	47.80%	Newbury	52.50%	Stratham	48.60%	Nashua	
Antrim	47.80%	Dublin	50.10%	Hooksett	52.50%	Newfields	48.60%	Sugar Hill	48.60%	Nashua: Zip 03060	47.80%
Ashland	48.60%	Dummer	46.20%	Hopkinton	52.50%	Newington	48.60%	Sullivan	50.10%	Nashua: Zip 03062	47.80%
Atkinson	48.60%	Dunbarton	52.50%	Hudson	47.80%	Newmarket	48.60%	Sunapee	51.40%	Nashua: Zip 03063	47.80%
Auburn	48.60%	Durham	48.30%	Jackson	53.80%	Newport	51.40%	Surry	50.10%	Nashua: Zip 03064	47.80%
Barnstead	50.00%	East Kingston	48.60%	Jaffrey	50.10%	Newton	48.60%	Sutton	52.50%		
Barrington	48.30%	Easton	48.60%	Jefferson	46.20%	North Hampton	48.60%	Swanzey	50.10%		
Bartlett	53.80%	Eaton	53.80%	Keene	50.10%	Northfield	52.50%	Tamworth	53.80%		
Bath	48.60%	Effingham	53.80%	Kensington	48.60%	Northumberland	46.20%	Temple	47.80%	Unincorporated Places	
Bedford	47.80%	Ellsworth	48.60%	Kingston	48.60%	Northwood	48.60%	Thornton	48.60%	<i>Atkinson and Gilmanton</i>	
Belmont	50.00%	Enfield	48.60%	Laconia	50.00%	Nottingham	48.60%	Tilton	50.00%	<i>Academy Grant</i>	
Bennington	47.80%	Epping	48.60%	Lancaster	46.20%	Orange	48.60%	Troy	50.10%	<i>Bean's Grant</i>	
Benton	48.60%	Epsom	52.50%	Landaff	48.60%	Orford	48.60%	Tuftonboro	53.80%	<i>Bean's Purchase</i>	
Berlin	46.20%	Errol	46.20%	Langdon	51.40%	Ossipee	53.80%	Unity	51.40%	<i>Cambridge</i>	
Bethlehem	48.60%	Exeter	48.60%	Lebanon	48.60%	Pelham	47.80%	Wakefield	53.80%	<i>Chandler's Purchase</i>	
Boscawen	52.50%	Farmington	48.30%	Lee	48.30%	Pembroke	52.50%	Walpole	50.10%	<i>Crawford's Purchase</i>	
Bow	52.50%	Fitzwilliam	50.10%	Lempster	51.40%	Peterborough	47.80%	Warner	52.50%	<i>Cutt's Grant</i>	
Bradford	52.50%	Francestown	47.80%	Lincoln	48.60%	Piermont	48.60%	Warren	48.60%	<i>Dix's Grant</i>	
Brentwood	48.60%	Franconia	48.60%	Lisbon	48.60%	Pittsburg	46.20%	Washington	51.40%	<i>Dixville</i>	
Bridgewater	48.60%	Franklin	52.50%	Litchfield	47.80%	Pittsfield	52.50%	Waterville Valley	48.60%	<i>Erving's Location</i>	
Bristol	48.60%	Freedom	53.80%	Littleton	48.60%	Plainfield	51.40%	Weare	47.80%	<i>Green's Grant</i>	
Brookfield	53.80%	Fremont	48.60%	Londonderry	48.60%	Plaistow	48.60%	Webster	52.50%	<i>Hadley's Purchase</i>	
Brookline	47.80%	Gilford	50.00%	Loudon	52.50%	Plymouth	48.60%	Wentworth	48.60%	<i>Kilkenny</i>	
Campton	48.60%	Gilmanton	50.00%	Lyman	48.60%	Portsmouth	48.60%	Westmoreland	50.10%	<i>Livermore</i>	
Canaan	48.60%	Gilsun	50.10%	Lyme	48.60%	Randolph	46.20%	Whitefield	46.20%	<i>Low and Burbank's Grant</i>	
Candia	48.60%	Goffstown	47.80%	Lyndeborough	47.80%	Raymond	48.60%	Wilmot	52.50%	<i>Martin's Location</i>	
Canterbury	52.50%	Gorham	46.20%	Madbury	48.30%	Richmond	50.10%	Wilton	47.80%	<i>Millsfield</i>	
Carroll	46.20%	Goshen	51.40%	Madison	53.80%	Rindge	50.10%	Winchester	50.10%	<i>Odell</i>	
Center Harbor	50.00%	Grafton	48.60%	Manchester	47.80%	Rochester	48.30%	Windham	48.60%	<i>Pinkham's Grant</i>	
Charlestown	51.40%	Grantham	51.40%	Marlborough	50.10%	Rollinsford	48.30%	Windsor	47.80%	<i>Sargent's Purchase</i>	
Chatham	53.80%	Greenfield	47.80%	Marlow	50.10%	Roxbury	50.10%	Wolfeboro	53.80%	<i>Second College Grant</i>	
Chester	48.60%	Greenland	48.60%	Mason	47.80%	Rumney	48.60%	Woodstock	48.60%	<i>Success</i>	
Chesterfield	50.10%	Greenville	47.80%	Meredith	50.00%	Rye	48.60%			<i>Thompson and Meserves</i>	
Chichester	52.50%	Groton	48.60%	Merrimack	47.80%	Salem	48.60%			<i>Purchase</i>	
Claremont	51.40%	Hale's Location	53.80%	Middleton	48.30%	Salisbury	52.50%			<i>Wentworth's Location</i>	
Clarksville	46.20%	Hampstead	48.60%	Milan	46.20%	Sanbornton	50.00%				
Colebrook	46.20%	Hampton	48.60%	Milford	47.80%	Sandown	48.60%				
Columbia	46.20%	Hampton Falls	48.60%	Milton	48.30%	Sandwich	53.80%				
Concord	52.50%	Hancock	47.80%	Monroe	48.60%	Seabrook	48.60%				
Conway	53.80%	Hanover	48.60%	Mont Vernon	47.80%	Sharon	47.80%				
Cornish	51.40%	Harrisville	50.10%	Moultonborough	53.80%	Shelburne	46.20%				
Croydon	51.40%	Hart's Location	53.80%	Nashua	47.80%	Somersworth	48.30%				



Point32Health
Foundation

In partnership with
Harvard Pilgrim
Health Care
a Point32Health company

Percentage of Men Age 65+ who are Up to Date on Core a Set of Clinical Preventive Services (County) (Ranked)

Albany	53.80%	Cornish	51.40%	Auburn	48.60%	North Hampton	48.60%	Hollis	47.80%	Manchester	
Bartlett	53.80%	Croydon	51.40%	Bath	48.60%	Northwood	48.60%	Hudson	47.80%	Central Manchester	47.80%
Brookfield	53.80%	Goshen	51.40%	Benton	48.60%	Nottingham	48.60%	Litchfield	47.80%	Manchester: West	47.80%
Chatham	53.80%	Grantham	51.40%	Bethlehem	48.60%	Orange	48.60%	Lyndeborough	47.80%	Manchester: South	47.80%
Conway	53.80%	Langdon	51.40%	Brentwood	48.60%	Orford	48.60%	Manchester	47.80%	Manchester: North	47.80%
Eaton	53.80%	Lempster	51.40%	Bridgewater	48.60%	Piermont	48.60%	Mason	47.80%	Manchester: East	47.80%
Effingham	53.80%	Newport	51.40%	Bristol	48.60%	Plaistow	48.60%	Merrimack	47.80%		
Freedom	53.80%	Plainfield	51.40%	Campton	48.60%	Plymouth	48.60%	Milford	47.80%	Nashua	
Hale's Location	53.80%	Springfield	51.40%	Canaan	48.60%	Portsmouth	48.60%	Mont Vernon	47.80%	Nashua: Zip 03060	47.80%
Hart's Location	53.80%	Sunapee	51.40%	Candia	48.60%	Raymond	48.60%	Nashua	47.80%	Nashua: Zip 03062	47.80%
Jackson	53.80%	Unity	51.40%	Chester	48.60%	Rumney	48.60%	New Boston	47.80%	Nashua: Zip 03063	47.80%
Madison	53.80%	Washington	51.40%	Danville	48.60%	Rye	48.60%	New Ipswich	47.80%	Nashua: Zip 03064	47.80%
Moultonborough	53.80%	Alstead	50.10%	Deerfield	48.60%	Salem	48.60%	Pelham	47.80%		
Ossipee	53.80%	Chesterfield	50.10%	Derry	48.60%	Sandown	48.60%	Peterborough	47.80%		
Sandwich	53.80%	Dublin	50.10%	Dorchester	48.60%	Seabrook	48.60%	Sharon	47.80%		
Tamworth	53.80%	Fitzwilliam	50.10%	East Kingston	48.60%	South Hampton	48.60%	Temple	47.80%		
Tuftonboro	53.80%	Gilsum	50.10%	Easton	48.60%	Stratham	48.60%	Weare	47.80%	Unincorporated Places	
Wakefield	53.80%	Harrisville	50.10%	Ellsworth	48.60%	Sugar Hill	48.60%	Wilton	47.80%	<i>Atkinson and Gilmanton</i>	
Wolfeboro	53.80%	Hinsdale	50.10%	Enfield	48.60%	Thornton	48.60%	Windsor	47.80%	<i>Academy Grant</i>	
Allenstown	52.50%	Jaffrey	50.10%	Epping	48.60%	Warren	48.60%	Berlin	46.20%	<i>Bean's Grant</i>	
Andover	52.50%	Keene	50.10%	Exeter	48.60%	Waterville Valley	48.60%	Carroll	46.20%	<i>Bean's Purchase</i>	
Boscawen	52.50%	Marlborough	50.10%	Franconia	48.60%	Wentworth	48.60%	Clarksville	46.20%	<i>Cambridge</i>	
Bow	52.50%	Marlow	50.10%	Fremont	48.60%	Windham	48.60%	Pittsburg	46.20%	<i>Chandler's Purchase</i>	
Bradford	52.50%	Nelson	50.10%	Grafton	48.60%	Woodstock	48.60%	Columbia	46.20%	<i>Crawford's Purchase</i>	
Canterbury	52.50%	Richmond	50.10%	Greenland	48.60%	Barrington	48.30%	Dalton	46.20%	<i>Cutt's Grant</i>	
Chichester	52.50%	Rindge	50.10%	Groton	48.60%	Dover	48.30%	Dummer	46.20%	<i>Dix's Grant</i>	
Concord	52.50%	Roxbury	50.10%	Hampstead	48.60%	Durham	48.30%	Errol	46.20%	<i>Dixville</i>	
Danbury	52.50%	Stoddard	50.10%	Hampton	48.60%	Farmington	48.30%	Gorham	46.20%	<i>Erving's Location</i>	
Dunbarton	52.50%	Sullivan	50.10%	Hampton Falls	48.60%	Lee	48.30%	Jefferson	46.20%	<i>Green's Grant</i>	
Epsom	52.50%	Surry	50.10%	Hanover	48.60%	Madbury	48.30%	Lancaster	46.20%	<i>Hadley's Purchase</i>	
Franklin	52.50%	Swanzy	50.10%	Haverhill	48.60%	Middleton	48.30%	Milan	46.20%	<i>Kilkenny</i>	
Henniker	52.50%	Troy	50.10%	Hebron	48.60%	Milton	48.30%	Northumberland	46.20%	<i>Livermore</i>	
Hill	52.50%	Walpole	50.10%	Holderness	48.60%	New Durham	48.30%	Pittsburg	46.20%	<i>Low and Burbank's Grant</i>	
Hooksett	52.50%	Westmoreland	50.10%	Kensington	48.60%	Rochester	48.30%	Randolph	46.20%	<i>Martin's Location</i>	
Hopkinton	52.50%	Winchester	50.10%	Kingston	48.60%	Rollinsford	48.30%	Shelburne	46.20%	<i>Millsfield</i>	
Loudon	52.50%	Alton	50.00%	Landaff	48.60%	Somersworth	48.30%	Stark	46.20%	<i>Odell</i>	
New London	52.50%	Barnstead	50.00%	Lebanon	48.60%	Strafford	48.30%	Stewartstown	46.20%	<i>Pinkham's Grant</i>	
Newbury	52.50%	Belmont	50.00%	Lincoln	48.60%	Amherst	47.80%	Stratford	46.20%	<i>Sargent's Purchase</i>	
Northfield	52.50%	Center Harbor	50.00%	Lisbon	48.60%	Antrim	47.80%	Whitefield	46.20%	<i>Second College Grant</i>	
Pembroke	52.50%	Gilford	50.00%	Littleton	48.60%	Bedford	47.80%			<i>Success</i>	
Pittsfield	52.50%	Gilmanton	50.00%	Londonderry	48.60%	Bennington	47.80%			<i>Thompson and Meserves</i>	
Salisbury	52.50%	Laconia	50.00%	Lyman	48.60%	Brookline	47.80%			<i>Purchase</i>	
Sutton	52.50%	Meredith	50.00%	Lyme	48.60%	Deering	47.80%			<i>Wentworth's Location</i>	
Warner	52.50%	New Hampton	50.00%	Monroe	48.60%	Francestown	47.80%				
Webster	52.50%	Sanbornton	50.00%	New Castle	48.60%	Goffstown	47.80%				
Wilmot	52.50%	Tilton	50.00%	Newfields	48.60%	Greenfield	47.80%				
Acworth	51.40%	Alexandria	48.60%	Newington	48.60%	Greenville	47.80%				
Charlestown	51.40%	Ashland	48.60%	Newmarket	48.60%	Hancock	47.80%				
Claremont	51.40%	Atkinson	48.60%	Newton	48.60%	Hillsborough	47.80%				

Questions ? Beth.Dugan@umb.edu